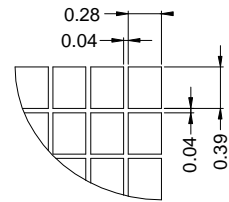
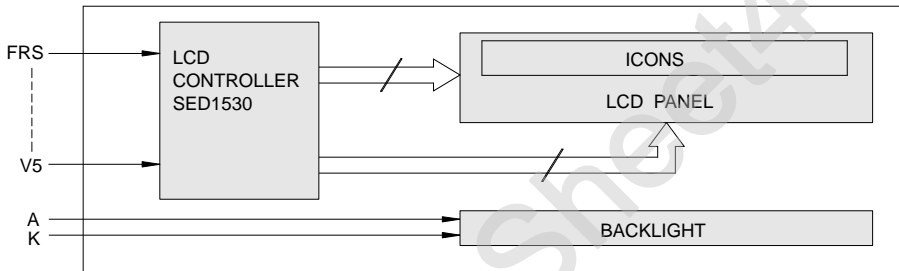
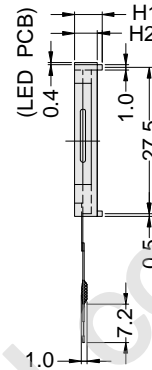
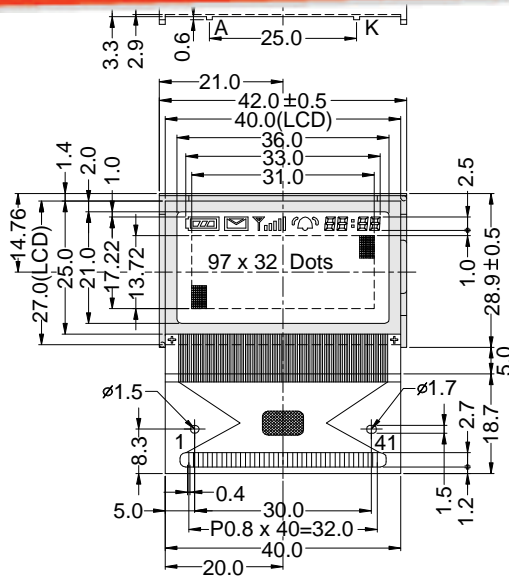




液晶之友 电话: 020-33819057
 Http://www.lcdfriends.com

OUTLINE DIMENSION & BLOCK DIAGRAM



The tolerance unless classified $\pm 0.3\text{mm}$

MECHANICAL SPECIFICATION

Overall Size	42.0 x 28.9	Module	H2 / H1
View Area	36.0 x 21.0	W / O B/L	- / -
Dot Size	0.28 x 0.39	EL B/L	- / -
Dot Pitch	0.32 x 0.43	LED B/L	3.9 / 4.7

PIN ASSIGNMENT

Pin no.	Symbol	Function
1	N.C	NO Connection
2	FRS	Static driver output
3	FR	LCD Ac signal I/O
4	Dyo	Common driver signal output
5	CL	DOF
6	DOF	LCD blanking control I/O
7	VS1	Internal power supply
8	M/S	Master/slave mode select
9	RST	Reset
10	P/S	Serial/Parallel data select
11~12	CS1,CS2	Chip select
13	C86	Microprocessor interface select
14	A0	Control/display data flag
15	WR	Write enable input
16	RD	Databus output enable
17/26	Vdd/Vss	Power supply
18~25	D0-D7	Data bus line
27	Vout	DC voltage output
28~32	CAP1~CAP3	Capacitor connection
36~40	V1~V5	Bias for LCD driver supply voltage
34	VR	Voltage adjust

ABSOLUTE MAXIMUM RATING

Item	Symbol	Condition	Min.	Max.	Units
Supply for logic voltage	Vdd-Vss	25°C	-0.3	7.0	V
LCD driving supply voltage	Vdd-Vee	25°C	-0.3	18.0	V
Input voltage	Vin	25°C	-0.3	Vdd+0.3	V

ELECTRICAL CHARACTERISTICS

Item	Symbol	Condition	Min.	Typical	Max.	Units	
Power supply voltage	Vdd-Vss	25°C	2.7	-	5.5	V	
LCD operation voltage	Vop	Top	N	W	N	W	V
		-20°C	-	-	-	-	V
		0°C	-	-	-	-	V
		25°C	-	-	6.5	-	V
		50°C	-	-	-	-	V
70°C	-	-	-	-	V		
LCM current consumption (No B/L)	Idd	Vdd=5V	-	0.5	1	mA	
Backlight current consumption	LED/edge	VB/L=4.2V	-	40	-	mA	
	LED/array	VB/L=4.2V	-	-	-	mA	

REMARK

LCD option: STN, TN, FSTN

Backlight Option: LED,EL Backlight feature, other Specs not available on catalog is under request.

