


EPF8232S



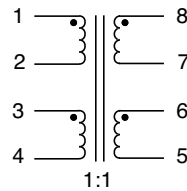
- Designed to meet 400 mA Balanced DC Line Current
- Guaranteed to operate with 8 mA DC Bias @ 70°C on Cable Side
- Complies with or exceeds IEEE 802.3, 10BT/100BX Standards

Electrical Parameters @ 25° C

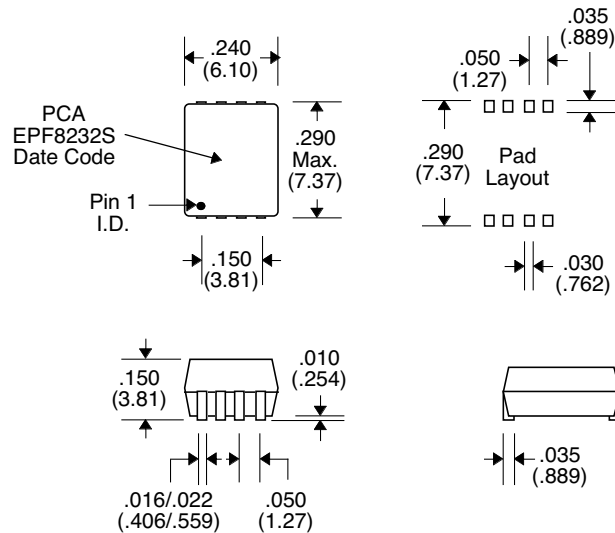
OCL @ 70°C Cable Side	Insertion Loss (dB Max.)		Return Loss (dB Min.)			Leakage Inductance (μ H Max.)	Interwinding Capacitance (pF Max.)	DCR (Ω Max.)	
	1-80 MHz	@ 100 MHz	1-30 MHz	30-60 MHz	60-80 MHz			Pins 1-2 Pins 3-4	Pins 7-8 Pins 6-5
100 KHz, 0.1 Vrms 8 mA DC Bias	-1	-1.5	-18	-10	-10	100 KHz, 0.1 Vrms	100 KHz, 0.1 Vrms	0.3	0.3
350 μ H						0.4	25		

• Isolation : 1500 Vrms • Impedance : 100 Ω • Rise Time : 3.0 nS Max. •

Schematic



Package



Unless Otherwise Specified Dimensions are in Inches /mm \pm .010 / .25