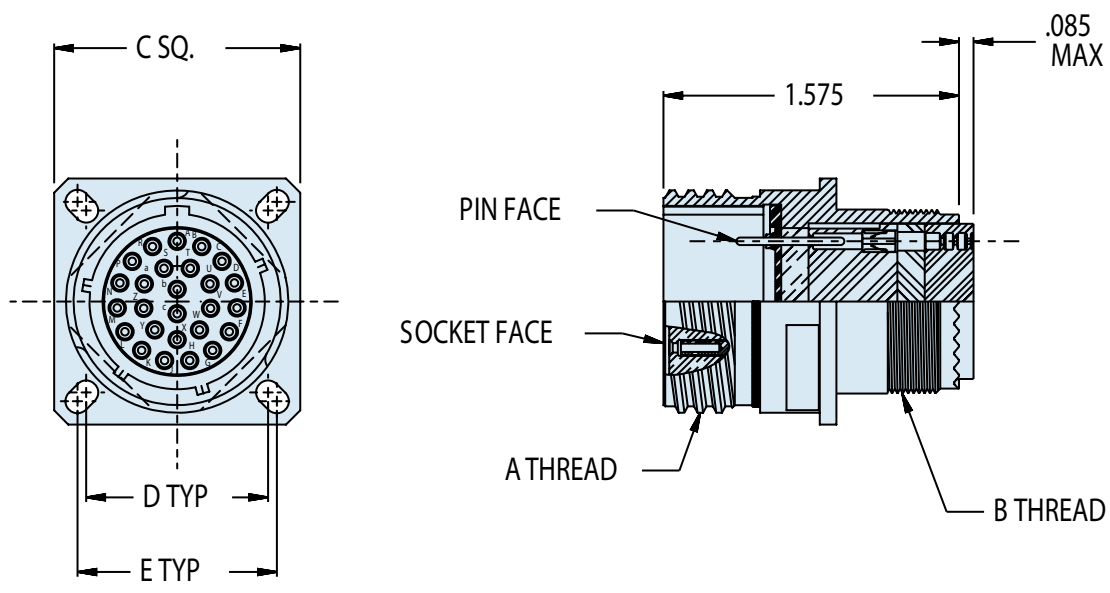
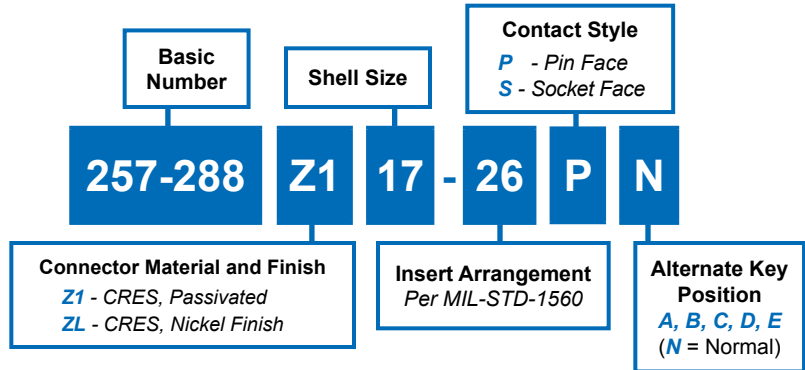


257-288
Box Mount Hermetic Receptacle
 with Crimp Removable Socket Contacts
 MIL-DTL-38999 Series III Type

B



257-288
Box Mount Hermetic Receptacle
with Crimp Removable Socket Contacts
MIL-DTL-38999 Series III Type



MIL-DTL
38999 Type

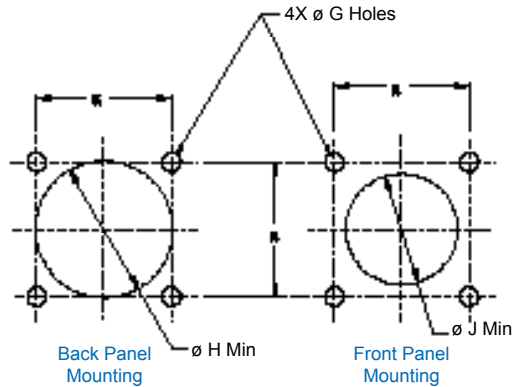
B

TABLE I: CONNECTOR DIMENSIONS

SHELL SIZE	CODE	A THREAD 0.1 P-0.3L-TS-2A	B THREAD	C FLANGE	D BASIC	E BASIC	K DIA ±.005(0.1)	N ±.005(0.1)
9	A	0.625	M12X1-6g 0.100R	.949/.925	.594	.719	.705(17.9)	.665(16.9)
11	B	0.750	M15X1-6g 0.100R	1.043/1.020	.719	.812	.827(21.0)	.764(19.4)
13	C	0.875	M18X1-6g 0.100R	1.138/1.114	.812	.906	1.012(25.7)	.950(24.1)
15	D	1.000	M22X1-6g 0.100R	1.232/1.209	.906	.969	1.139(28.9)	1.079(27.4)
17	E	1.187	M25X1-6g 0.100R	1.323/1.299	.969	1.062	1.266(32.2)	1.203(30.6)
19	F	1.250	M28X1-6g 0.100R	1.449/1.425	1.062	1.156	1.389(35.3)	1.328(33.7)
21	G	1.375	M31X1-6g 0.100R	1.575/1.551	1.156	1.250	1.512(38.4)	1.454(36.9)
23	H	1.500	M34X1-6g 0.100R	1.701/1.677	1.250	1.375	1.639(41.6)	1.575(40.0)
25	J	1.625	M37X1-6g 0.100R	1.823/1.799	1.375	1.500	1.764(44.8)	1.704(43.3)

HERMETIC LEAK RATE MOD CODES

Designator	Required Leak Rate
-585A	1 x 10 ⁻¹⁰ cc's Helium per second
-585B	1 x 10 ⁻⁹ cc's Helium per second
-585C	1 x 10 ⁻⁸ cc's Helium per second



APPLICATION NOTES

1. Assembly identified with manufacturer's name and PN, space permitting.
2. Material/Finish:
 Shell, lock ring, jam nut—CRES/passivated
 Contacts—alloy 52/gold plate
 Sockets—copper alloy/gold plate
 Hermetic Insulator—fused vitreous glass/N.A.
 Socket Insulator—high grade rigid dielectric/N.A.
 Seals—fluorosilicone/ N.A.
3. Crimp removable socket contacts to conform to MIL-C-39029/57-358, size 16, MIL-C-39029/57-357 size 20 and MIL-C-39029/57-354 size 22D (supplied loose)
4. Metric dimensions (mm) are indicated in parentheses.