

## LO494TRO4-B0G

### Features

All Plastic Mold Type  
 High Luminous Intensity  
 Low Current Requirements  
 Tinted Diffused Lens  
 Wide Viewing Angle 100° x 50°

### Applications

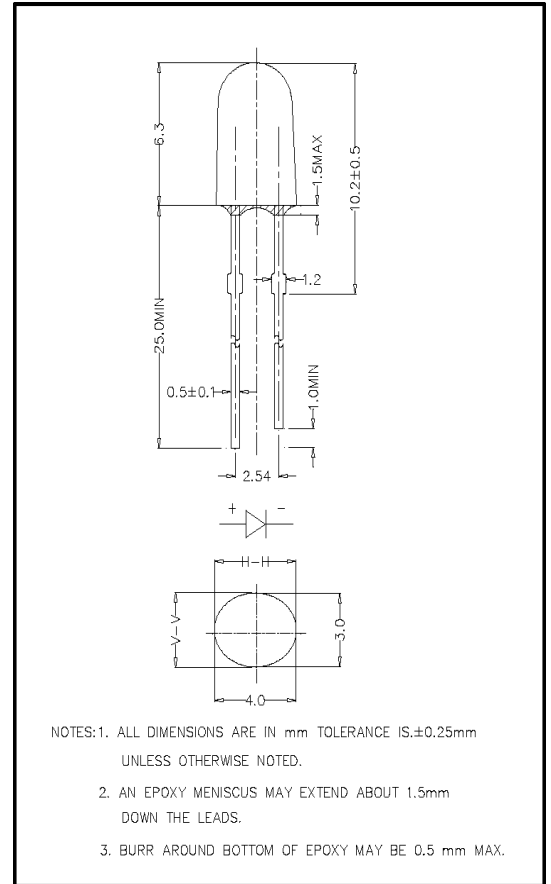
Backlighting  
 Full color/RGB Video Screens  
 Time/Temperature Boards  
 VMS

### Maximum Ratings (Ta=25°C)

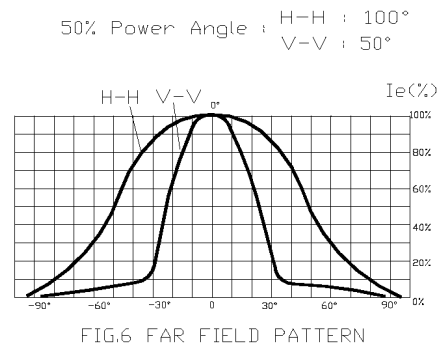
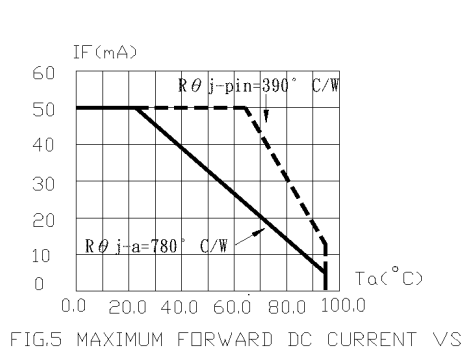
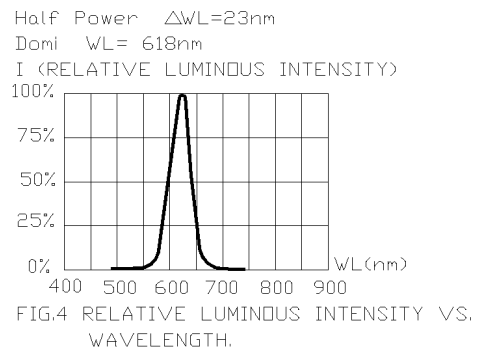
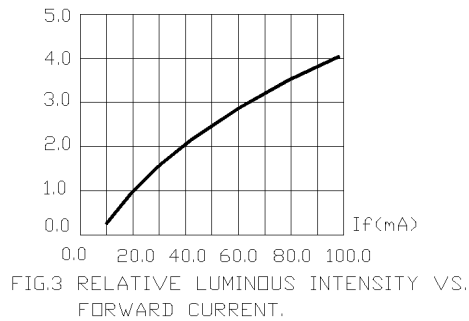
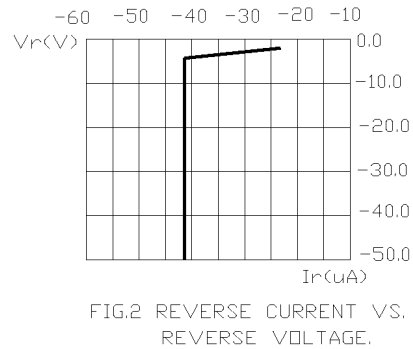
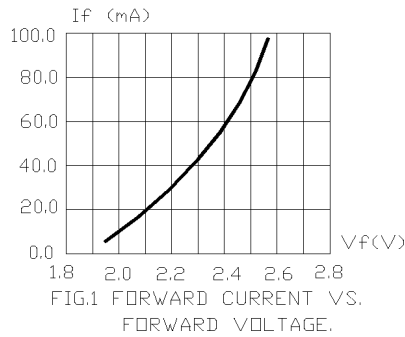
Characteristic	Symbol	Max.	Unit
Forward Current	I <sub>F</sub>	50	mA
Reverse Voltage	V <sub>R</sub>	5	V
Power Dissipation	P <sub>D</sub>	150.00	mW
Operating Temperature	T <sub>opr</sub>	-40 ~ +95	°C
Storage Temperature	T <sub>stg</sub>	-40 ~ +100	°C
Soldering Temperature	T <sub>sol</sub>	260	°C
Soldering Time	-	for 5 sec. max	-

### Opto-Electrical Characteristics (Ta=25°C)

Characteristic	Symbol	Test Condition	Min	Typ	Max	Unit
Forward Voltage	V <sub>F</sub>	I <sub>F</sub> =20mA	1.70	2.10	2.60	V
Reverse Current	I <sub>R</sub>	V <sub>R</sub> =5V	-	-	100	μA
Luminous Intensity	I <sub>v</sub>	I <sub>F</sub> =20mA	550.00	750.00	-	mcd
Viewing Angle	2θ <sup>1/2</sup>	-	-	100° x 50°	-	deg.
Peak Wavelength	λ <sub>p</sub>	I <sub>F</sub> =20mA	-	625	-	nm
Dominant Wavelength	λ <sub>d</sub>	I <sub>F</sub> =20mA	-	618	-	nm
Spectral Line Half Width	Δλ	I <sub>F</sub> =20mA	-	23	-	nm



## LO494TRO4-B0G Graphs



1. Cathode PAD Area (0.18 × 0.18 inch<sup>2</sup>)
2. Height above nominal seating plane in inches (0.3 inch)