

1.89"W x 2.76"L x 0.98"H


- Universal 85-265VAC Input
- High Efficiency
- Regulated Outputs
- 3000V Isolation
- Single and Dual Outputs
- UL60950-1, EN60950-1 & IEC60950-1 Approved



Model Number	Output Voltage	Output Amps(max)	(pk)
SINGLE OUTPUT			
OFM-1500	3.3 VDC	3.5A	3.8A
OFM-1501	5 VDC	3A	3.6A
OFM-1502	12 VDC	1.25A	1.5A
OFM-1503	15VDC	1A	1.25A
OFM-1505	24VDC	0.63A	0.75A
DUAL OUTPUT			
OFM-1506	+/-12VDC	+/-0.63A	+/-0.8A
OFM-1507	+/-15VDC	+/-0.5A	+/-0.65A

Order On-Line!
astrodyne.com





1.89"W x 2.76"L x 0.98"H

- Universal 85-265VAC Input
- High Efficiency
- Regulated Outputs
- 4000V Isolation
- Single and Dual Outputs
- UL60601-1, EN60601-1, & IEC60601 Approved



Model Number	Output Voltage	Output Amps(max)	(pk)
SINGLE OUTPUT			
OFM-1500/M	3.3 VDC	3.5A	3.8A
OFM-1501/M	5 VDC	3A	3.6A
OFM-1502/M	12 VDC	1.25A	1.5A
OFM-1503/M	15VDC	1A	1.25A
OFM-1505/M	24VDC	0.63A	0.75A
DUAL OUTPUT			
OFM-1506/M	+/-12VDC	+/-0.63A	+/-0.8A
OFM-1507/M	+/-15VDC	+/-0.5A	+/-0.65A



INPUT SPECIFICATIONS

Input Voltage Range	85-265 VAC
Frequency Range	47-440 Hz
Inrush Current, typ:	20A@100V, 40A@200V Input *

OUTPUT SPECIFICATIONS

Voltage and Current	See Selection Chart
Load Regulation (20%-FL)	Singles: +/- 3%, Duals: +/- 3%
Line Regulation	Singles +/- 0.1~1%, typ Duals +/- 0.3~1%, typ
Cross Regulation (Duals)	2%
Preset Accuracy	1%
DC Voltage Adjust (typ)	+/- 6% of FS (Primary)
Temperature Coefficient	+/-0.03%/°C
Ripple/Noise	100mV Pk-Pk, typ
Over Voltage Protection	Clamp, 130-150% *
Over Temp. Protection	Latching, Cool and Repower
Short Circuit Protection	Continuous, self-recovering
Hold Up Time	20 mS, typ

GENERAL SPECIFICATIONS

Input-Out Isolation	3KVAC, (4KVAC Medical)
I/P-Ground	2500VAC
O/P-Ground	1000VAC
Efficiency	75%~78%, typ
Switching Frequency	100Khz, (fixed, typical)

PHYSICAL SPECIFICATIONS

Size	1.89" x 2.75" x 0.98"
Construction	Open Frame
Weight	2.5oz (70g)

ENVIRONMENTAL SPECIFICATIONS

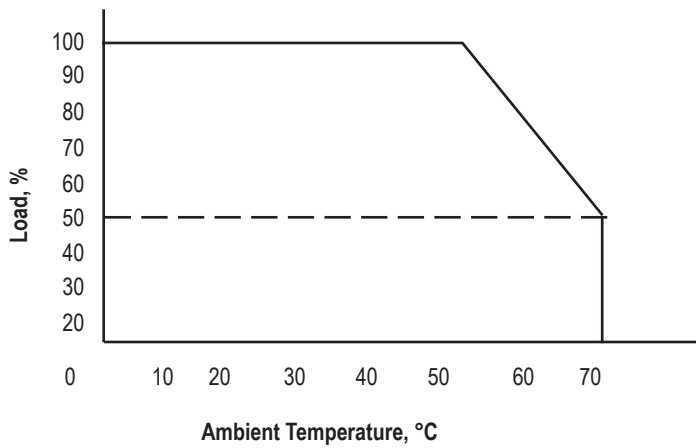
Oper. Temperature	0 to +70°C (See Derate)
Storage Temperature	-25 to +71°C *
Relative Humidity	0 to + 95%, non-cond *
EMC	FCC/A, VDE 0871/A
MTBF	(Mil Std 217, 25°C) 559,000 Hrs

All specifications are typical at nominal input, full load, and 25°C unless otherwise noted

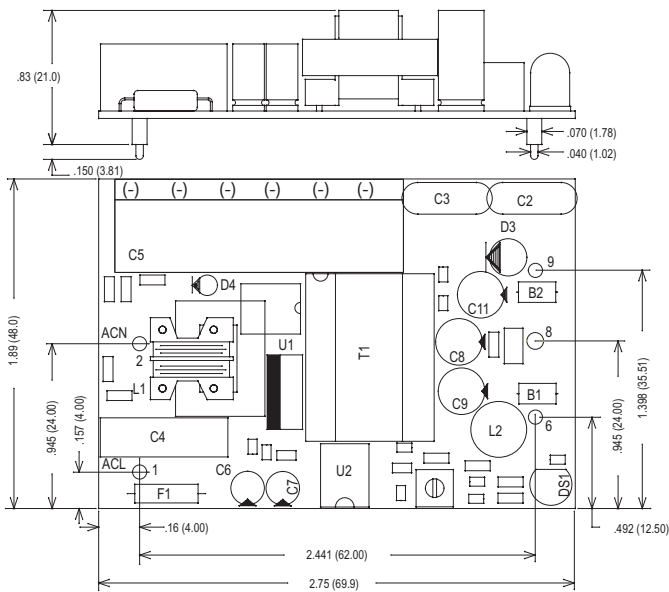
* These are stress ratings. Exposure of the devices to any of these conditions may adversely affect long term reliability. Proper operation under conditions other than the standard operating conditions is neither warranted nor implied.

Astrodyne products are not authorized or warranted for use as critical components in life support systems, equipment used in hazardous environments, nuclear controls systems, or other mission-critical applications.

OUTPUT DERATING CURVE



MECHANICAL DIMENSIONS



Pin #	Single Outputs	Dual Outputs
1	AC Line	AC Line
2	AC Neutral	AC Neutral
6	+ Output	+Output
8	NC	Common
9	- Output	- Output