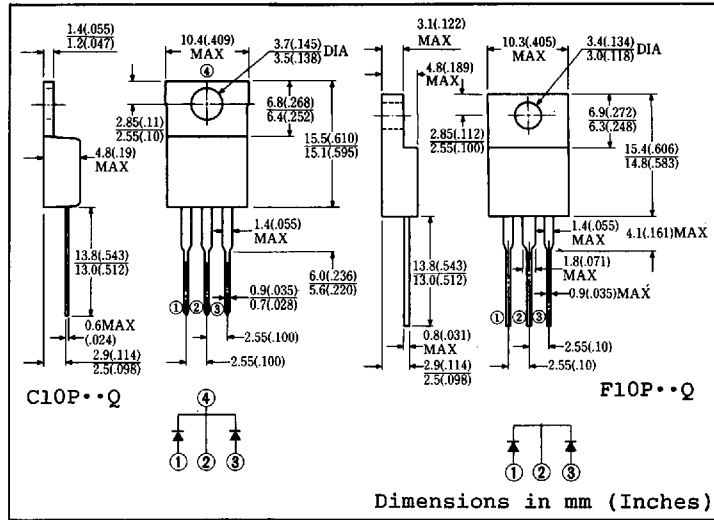


#### FEATURES

- Similar to TO-220AB Case
- Fully Molded Isolation (F-Type)
- Dual Diodes - Cathode Common
- Low Forward Voltage Drop
- Low Power Loss, High Efficiency
- High Surge Capability
- 20 Volts thru 100 Volts Types Available



Approx. Net Weight: 1.9 Grams      1.75 Grams

#### MAXIMUM RATINGS

Voltage Rating	TYPE	C10P05Q		C10P06Q	Unit
	Symbol	F10P05Q		F10P06Q	
Repetitive Peak Reverse Voltage	$V_{RRM}$	50		60	V
Non-Repetitive Peak Reverse Voltage	$V_{RSM}$	55		65	V
Electrical Rating	Symbol	Condition		Rating	Unit
Average Rectified Output Current	$I_O$	Full rectangular wave conduction $T_c = 91^\circ\text{C}$		11	A
		Full sinusoidal wave conduction $T_c = 98^\circ\text{C}$		10	
RMS Forward Current	$I_{F(RMS)}$			11	A
Peak One-cycle Forward Surge Current	$I_{FSM}$	50Hz full sine wave, non-repetitive		110	A
Operating Junction Temperature Range	$T_{jw}$			-40 to 125	$^\circ\text{C}$
Storage Temperature Range	$T_{stg}$			-40 to 125	$^\circ\text{C}$
Mounting Torque	$F_{tor}$	Recommended torque		0.5 (5.1)	N*m (kgf*cm)

#### ELECTRICAL & THERMAL CHARACTERISTICS

Characteristics	Symbol	Test Condition	Max.	Unit
Peak Forward Voltage	$V_{FM}$	$I_{FM} = 5A$ $T_j = 25^\circ\text{C}$ per diode leg	0.58	V
Peak Reverse Current	$I_{RM}$	$V_{RM} = V_{RRM}$ $T_j = 25^\circ\text{C}$ per diode leg	5	mA
Thermal Resistance	$R_{th(j-c)}$	Junction to Case	3	$^\circ\text{C}/\text{W}$
	$R_{th(c-f)}$	Case to Fin for F10P06Q Type	1.5	

♦ For spare parts only

FIG.1-FORWARD VOLTAGE VS. FORWARD CURRENT

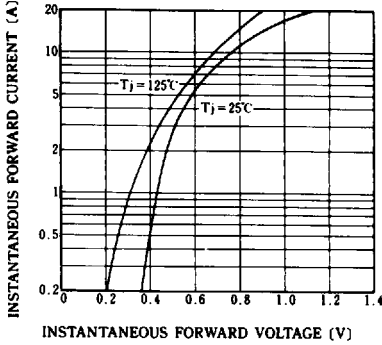


FIG.2-AVERAGE FORWARD POWER DISSIPATION

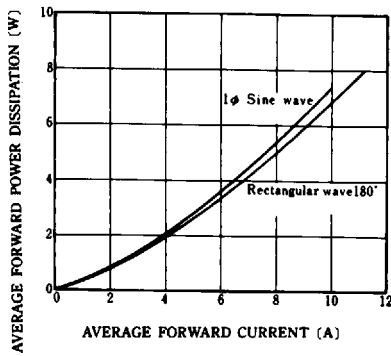


FIG.3-PEAK REVERSE CURRENT VS. PEAK REVERSE VOLTAGE

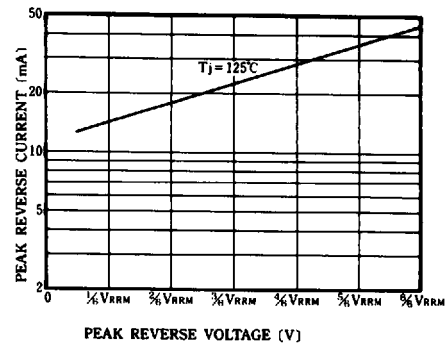


FIG.4-AVERAGE REVERSE POWER DISSIPATION

(C10P06Q & F10P06Q)  
(C10P05Q & F10P05Q ARE FOR 40% RATED REVERSE POWER DISSIPATION)

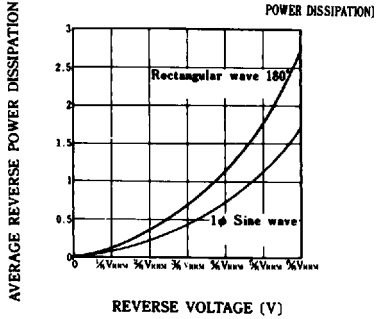


FIG.5-AVERAGE FORWARD CURRENT VS. CASE TEMPERATURE

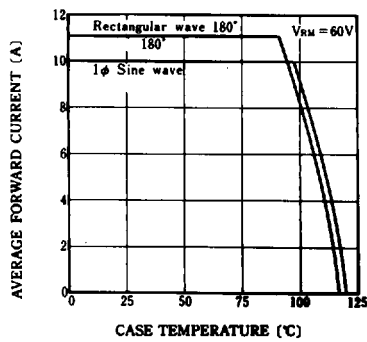


FIG.6-SURGE CURRENT RATINGS

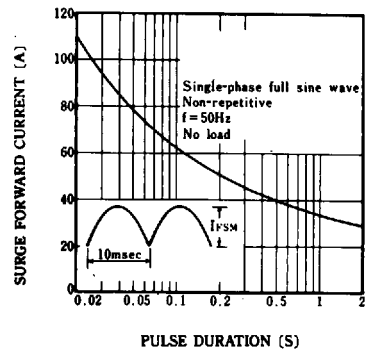


FIG.7-JUNCTION CAPACITANCE VS. REVERSE VOLTAGE

