

GJSBL340~360

SCHOTTKY BARRIER RECTIFIERS

REVERSE VOLTAGE 40V TO 60V, CURRENT 3A

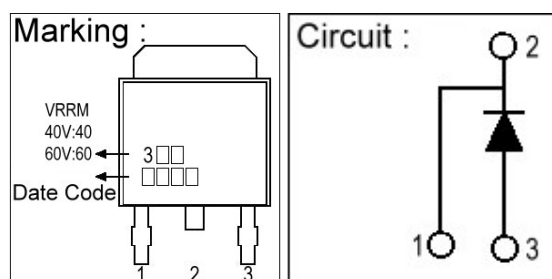
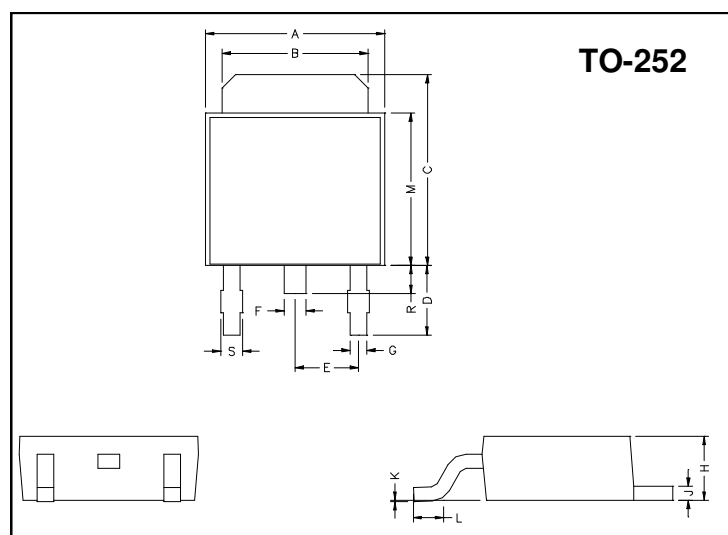
Description

The GJSBL340~360 are designed for use in low voltage, high frequency inverters, free wheeling and polarity protection applications.

Features

- Guard ring for transient protection
- Low power loss, high efficiency
- High current capability, low V_F
- High surge capacity

Package Dimensions



REF.	Millimeter		REF.	Millimeter	
	Min.	Max.		Min.	Max.
A	6.40	6.80	G	0.50	0.70
B	5.20	5.50	H	2.20	2.40
C	6.80	7.20	J	0.45	0.55
D	2.40	3.00	K	0	0.15
E	2.30 REF.		L	0.90	1.50
F	0.70	0.90	M	5.40	5.80
S	0.60	0.90	R	0.80	1.20

Maximum Ratings and Electrical Characteristics at $T_a=25^\circ\text{C}$ unless otherwise specified.

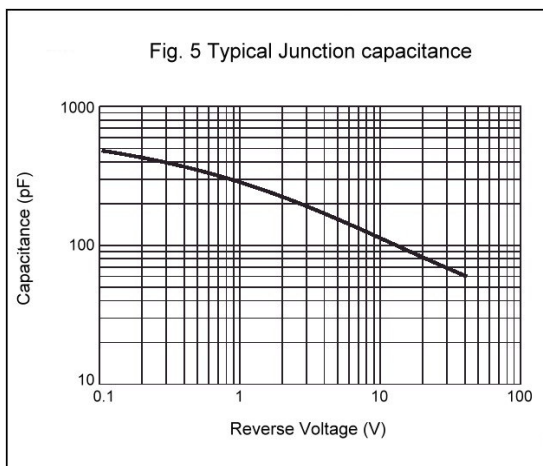
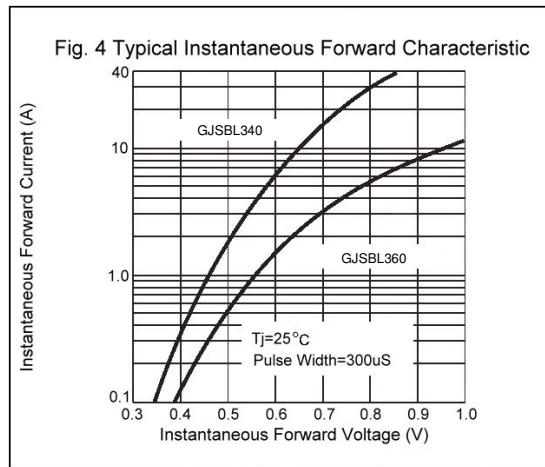
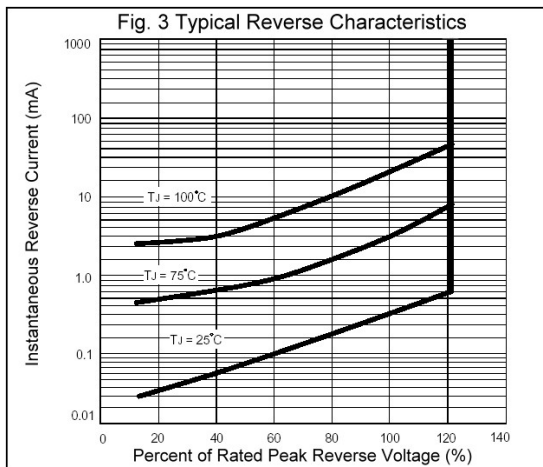
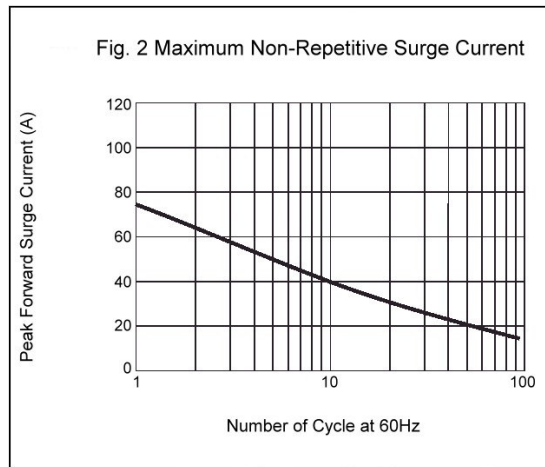
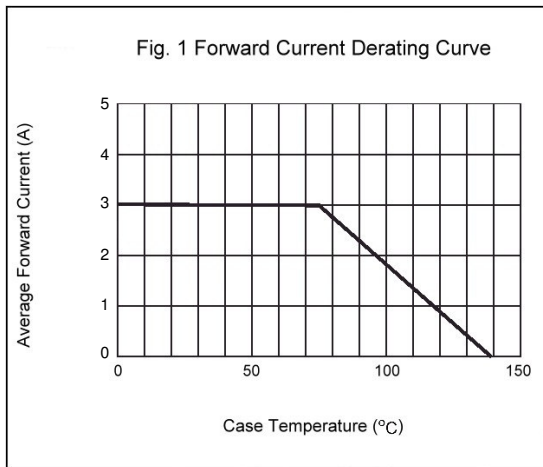
Single phase, half wave, 60Hz, resistive or inductive load. For capacitive load, derate current by 20%

Parameters	Symbol	Ratings		Unit
		GJSBL340	GJSBL360	
Max. Recurrent Peak Reverse Voltage	V_{RRM}	40	60	V
Max. RMS Voltage	V_{RMS}	28	42	V
Max. DC Blocking Voltage	V_{DC}	40	60	V
Max. Average Forward Rectified Current (See Fig.1) @ $T_C=95^\circ\text{C}$	$I_{(AV)}$	3		A
Peak Surge Forward Current 8.3ms single half sine-wave superimposed on rated load (JEDEC METHOD)	I_{FSM}	75		A
Max. Forward Voltage @ 3A (Note 1)	V_F	0.55	0.7	V
Max. DC Reverse Current @ $T_J=25^\circ\text{C}$ At Rated DC Blocking Voltage @ $T_J=100^\circ\text{C}$	I_R	0.5 50		mA
Typical Thermal Resistance @ $T_C=25^\circ\text{C}$ (Note2)	$R_{\theta JC}$	20		$^\circ\text{C}/\text{W}$
Operating Temperature Range	T_J	-55 ~ +125		$^\circ\text{C}$
Storage Temperature Range	T_{stg}	-55 ~ +150		$^\circ\text{C}$

Notes: 1. 300us Pulse Width, 2% Duty Cycle.

2. Thermal Resistance Junction to Case.

Characteristics Curve



Important Notice:

- All rights are reserved. Reproduction in whole or in part is prohibited without the prior written approval of GTM.
- GTM reserves the right to make changes to its products without notice.
- GTM semiconductor products are not warranted to be suitable for use in life-support Applications, or systems.
- GTM assumes no liability for any consequence of customer product design, infringement of patents, or application assistance.

Head Office And Factory:

- **Taiwan:** No. 17-1 Tatung Rd. Fu Kou Hsin-Chu Industrial Park, Hsin-Chu, Taiwan, R. O. C.
- TEL : 886-3-597-7061 FAX : 886-3-597-9220, 597-0785
- **China:** (201203) No.255, Jang-Jiang Tsai-Lueng RD. , Pu-Dung-Hsin District, Shang-Hai City, China
- TEL : 86-21-5895-7671 ~ 4 FAX : 86-21-38950165