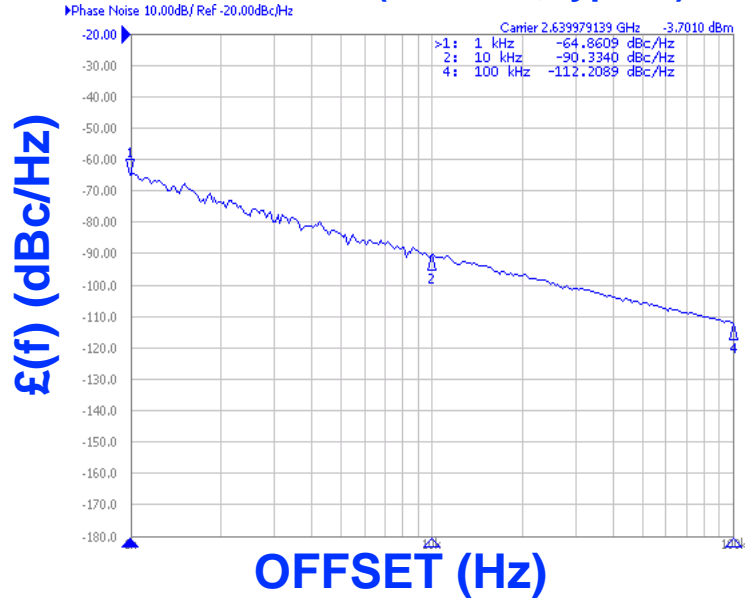


PHASE NOISE (1 Hz BW, typical)



FEATURES
<ul style="list-style-type: none"> • Frequency Range: 2350 - 2930 MHz • Tuning Voltage: 0.5-10.5 Vdc • MINI-14S - Style Package
APPLICATIONS
<ul style="list-style-type: none"> • Direct Broadcast • Satellite Communication Systems • Microwave Links

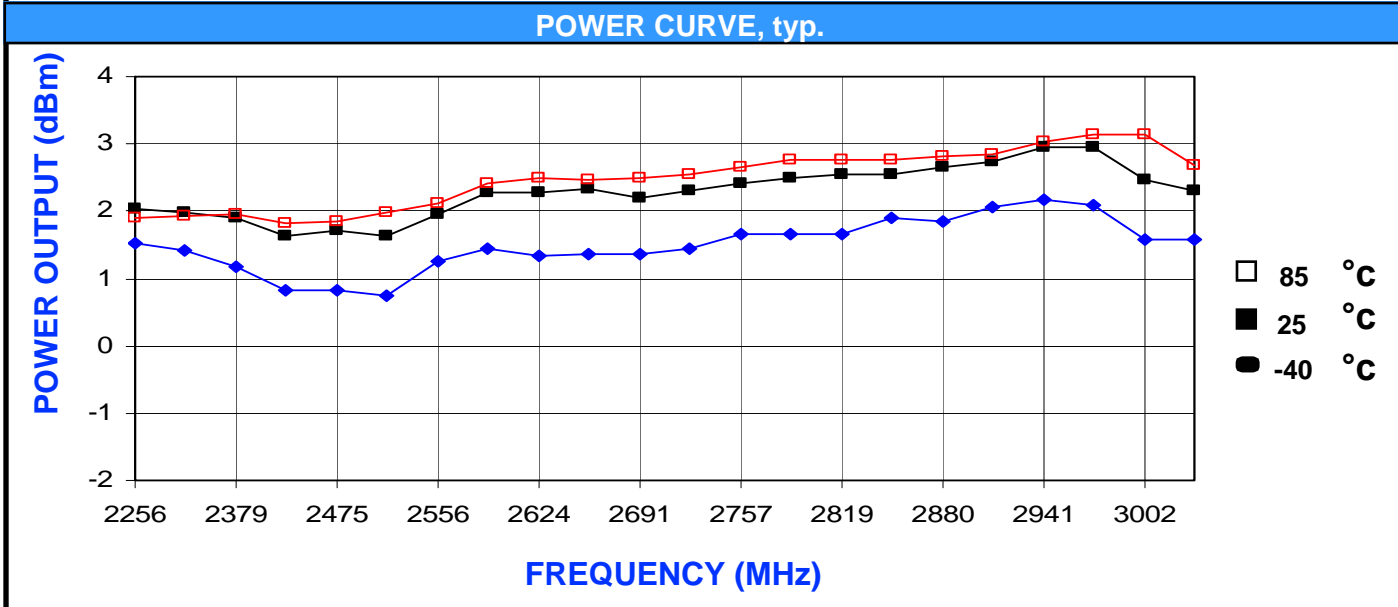
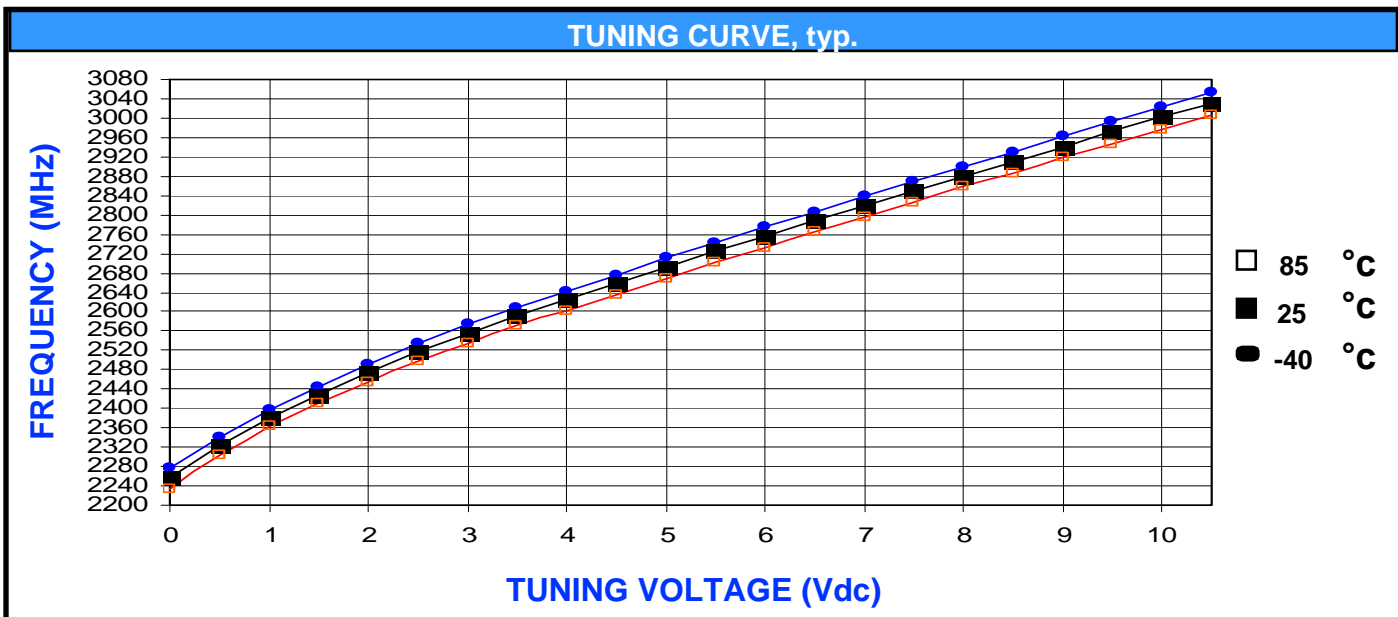
PERFORMANCE SPECIFICATIONS	VALUE	UNITS
Oscillation Frequency Range	2350 - 2930	MHz
Phase Noise @ 10 kHz offset (1 Hz BW, typ.)	-90	dBc/Hz
Harmonic Suppression (2nd, typ.)	-13	dBc
Tuning Voltage	0.5-10.5	Vdc
Tuning Sensitivity (avg.)	71	MHz/V
Power Output	1±3	dBm
Load Impedance	50	Ω
Input Capacitance (max.)	20	pF
Pushing	<5	MHz/V
Pulling (14dB Return Loss, Any Phase)	<7	MHz
Operating Temperature Range	-40 to 85	°C
Package Style	MINI-14S	

POWER SUPPLY REQUIREMENTS	VALUE	UNITS
Supply Voltage (Vcc, nom.)	5	Vdc
Supply Current (Icc, typ.)	14	mA

All specifications are typical unless otherwise noted and subject to change without notice.

APPLICATION NOTES
<ul style="list-style-type: none"> • AN-100/1 : Mounting and Grounding of VCOs • AN-102 : Proper Output Loading of VCOs • AN-107 : How to Solder Z-COMM VCOs

NOTES:



PHYSICAL DIMENSIONS

