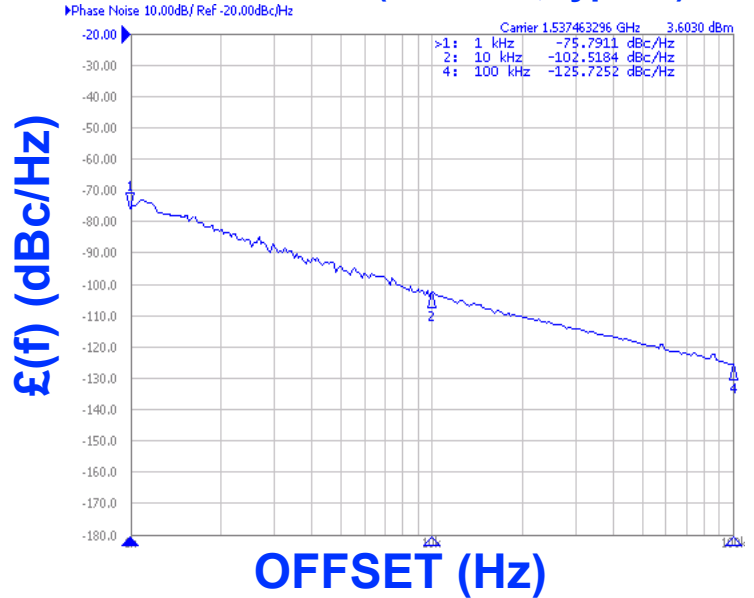


PHASE NOISE (1 Hz BW, typical)



| FEATURES |
|--|
| <ul style="list-style-type: none"> • Frequency Range: 1340 - 1735 MHz • Tuning Voltage: 1 - 14 Vdc • MINI-14S - Style Package |
| APPLICATIONS |
| <ul style="list-style-type: none"> • Satellite Communications • CATV Modems • Test Instrumentation |

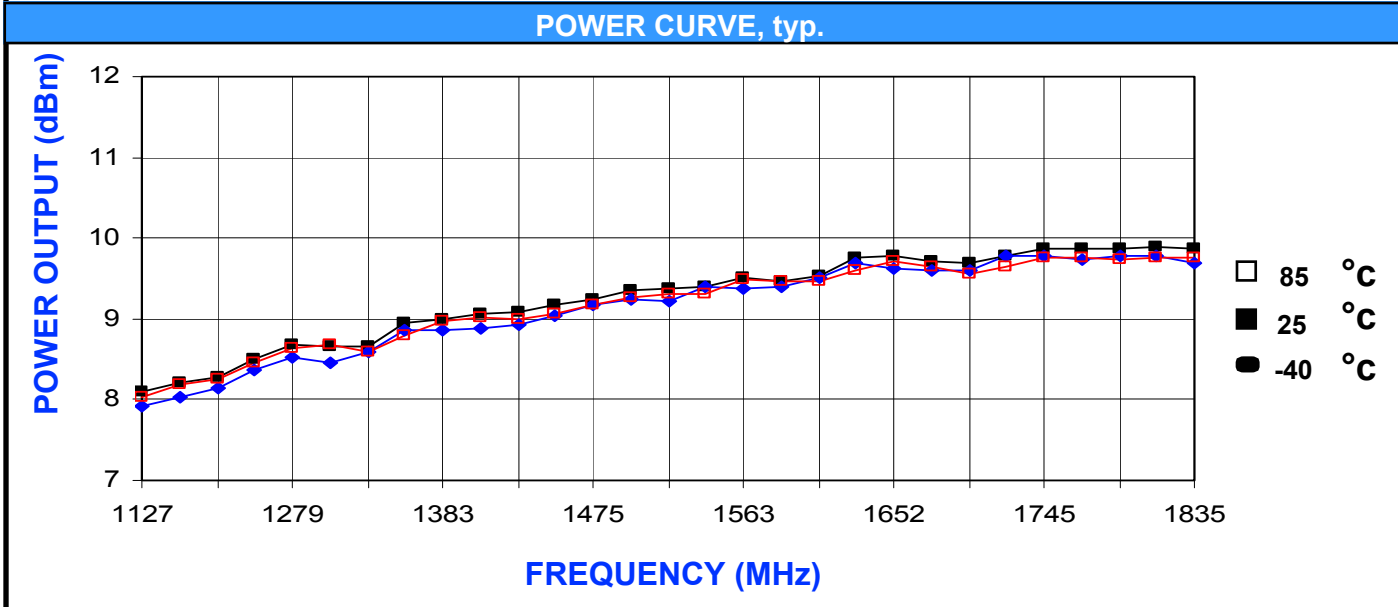
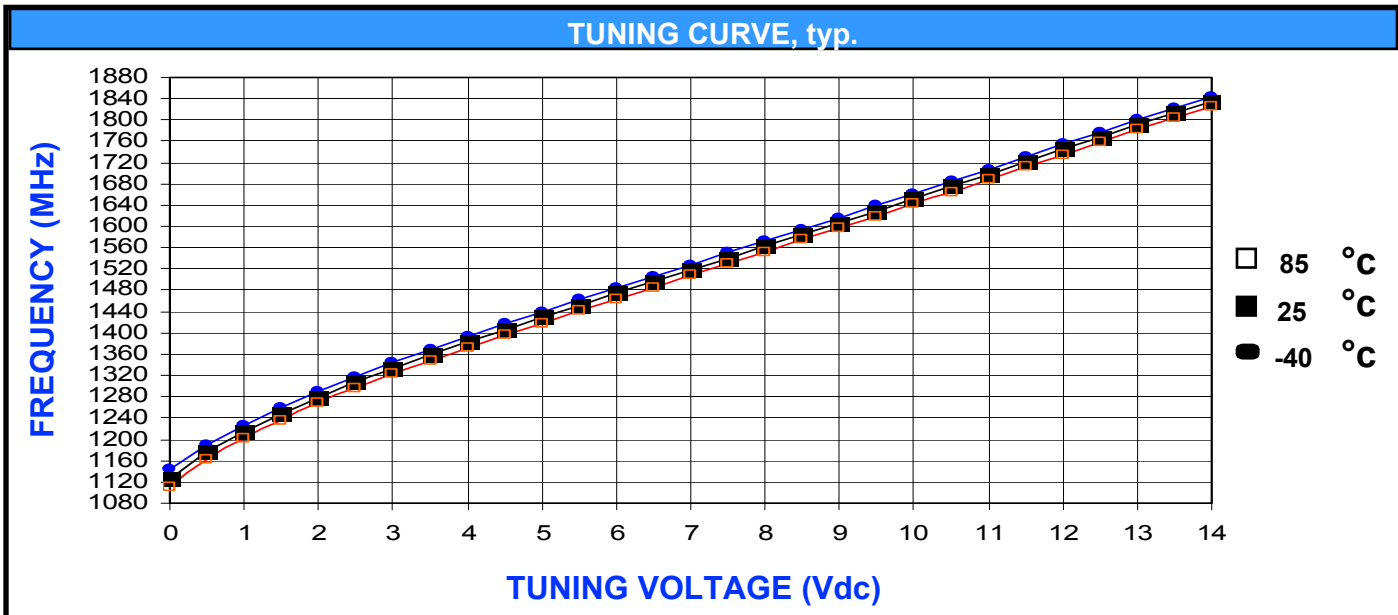
| PERFORMANCE SPECIFICATIONS | VALUE | UNITS |
|---|-------------|--------|
| Oscillation Frequency Range | 1340 - 1735 | MHz |
| Phase Noise @ 10 kHz offset (1 Hz BW, typ.) | -102 | dBc/Hz |
| Harmonic Suppression (2nd, typ.) | -10 | dBc |
| Tuning Voltage | 1 - 14 | Vdc |
| Tuning Sensitivity (avg.) | 45 | MHz/V |
| Power Output | 10±2 | dBm |
| Load Impedance | 50 | Ω |
| Input Capacitance (max.) | 50 | pF |
| Pushing | <2 | MHz/V |
| Pulling (14dB Return Loss, Any Phase) | <10 | MHz |
| Operating Temperature Range | -40 to 85 | °C |
| Package Style | MINI-14S | |

| POWER SUPPLY REQUIREMENTS | VALUE | UNITS |
|----------------------------|-------|-------|
| Supply Voltage (Vcc, nom.) | 12 | Vdc |
| Supply Current (Icc, typ.) | 22 | mA |

All specifications are typical unless otherwise noted and subject to change without notice.

| APPLICATION NOTES |
|---|
| <ul style="list-style-type: none"> • AN-100/1 : Mounting and Grounding of VCOs • AN-102 : Proper Output Loading of VCOs • AN-107 : How to Solder Z-COMM VCOs |

NOTES:



PHYSICAL DIMENSIONS

