

PLEASE CHECK WWW.MOLEX.COM FOR LATEST PART INFORMATION

Part Number: [0026232111](#)
Status: **Active**
Overview: [kk](#)
Description: 3.96mm (.156") Pitch KK® Wire-to-Board Header, Vertical Round Pin, 11 Circuits, Gold (Au) Plating, with Mating Pin Length of 11.43mm (.450")

Documents:

[3D Model](#) [Product Specification PS-99020-0087 \(PDF\)](#)
[Drawing \(PDF\)](#) [RoHS Certificate of Compliance \(PDF\)](#)

Agency Certification

UL E29179

General

Product Family PCB Headers
 Series [3192](#)
 Application Board-to-Board, Wire-to-Board
 Overview [kk](#)
 Product Name KK®

Physical

Breakaway No
 Circuits (Loaded) 11
 Circuits (maximum) 11
 Color - Resin Natural
 First Mate / Last Break No
 Flammability 94V-2
 Glow-Wire Compliant No
 Guide to Mating Part No
 Keying to Mating Part None
 Lock to Mating Part None
 Material - Metal Brass
 Material - Plating Mating Gold
 Material - Plating Termination Gold
 Material - Resin Nylon
 Number of Rows 1
 Orientation Vertical
 PC Tail Length (in) 0.175 In
 PC Tail Length (mm) 4.45 mm
 PCB Locator No
 PCB Retention None
 PCB Thickness Recommended (in) 0.062 In
 PCB Thickness Recommended (mm) 1.60 mm
 Packaging Type Bag
 Pitch - Mating Interface (in) 0.156 In
 Pitch - Mating Interface (mm) 3.96 mm
 Plating min: Mating (µin) 20
 Plating min: Mating (µm) 0.5
 Plating min: Termination (µin) 20
 Plating min: Termination (µm) 0.5
 Polarized to Mating Part No
 Polarized to PCB No
 Shrouded No
 Stackable Yes
 Temperature Range - Operating 0°C to +75°C
 Termination Interface: Style Through Hole



EU RoHS

**ELV and RoHS
 Compliant**
REACH SVHC
 Not Reviewed
**Halogen-Free
 Status**
Not Reviewed

China RoHS



**Need more information on product
 environmental compliance?**

Email productcompliance@molex.com
 For a multiple part number RoHS Certificate of Compliance, [click here](#)

Please visit the [Contact Us](#) section for any non-product compliance questions.

Search Parts in this Series
[3192Series](#)

Electrical

Current - Maximum per Contact
Voltage - Maximum

7A
250V

Material Info

Old Part Number

AE-3192-11A(501)

Reference - Drawing Numbers

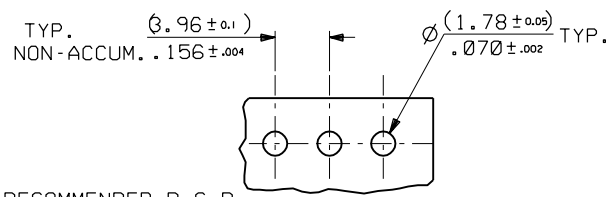
Product Specification
Sales Drawing

PS-99020-0087
SDAE-3192-NA(501)

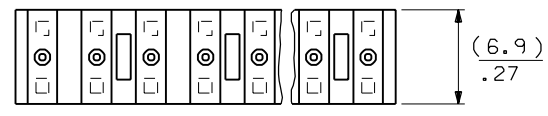
This document was generated on 05/26/2010

PLEASE CHECK WWW.MOLEX.COM FOR LATEST PART INFORMATION

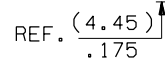
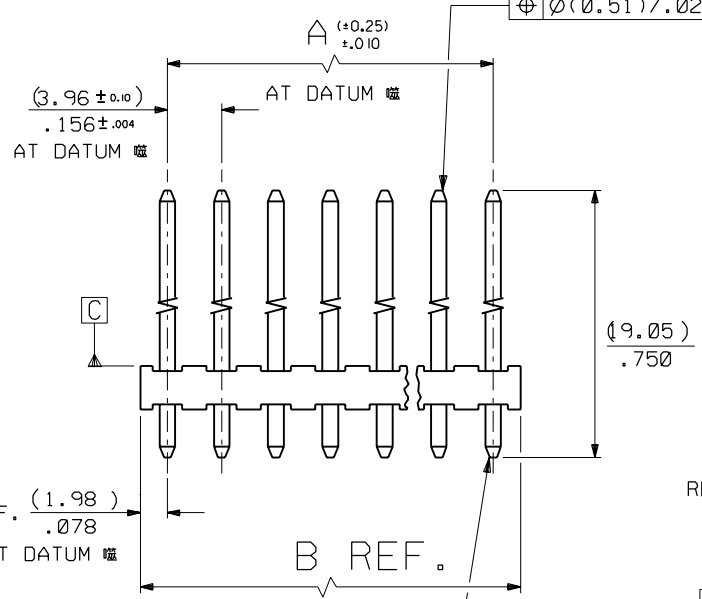
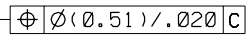
PART NO. SEE CHART
 DWG. NO. SDAE-3192-NA(501)



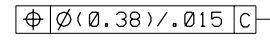
RECOMMENDED P.C.B.
 HOLE DIMENSIONS



TIPS ONLY



TIPS ONLY



NO. OF CKTS	PART NO.	ENG. NO.	DIMN. A	DIMN. B
2	26-23-2021	AE-3279- 2A(501)	(3.96) / .156	(7.92) / .312
3	-2031	- 3A(501)	(7.92) / .312	(11.89) / .468
4	-2041	- 4A(501)	(11.89) / .468	(15.85) / .624
5	-2051	- 5A(501)	(15.85) / .624	(19.81) / .780
6	-2061	- 6A(501)	(19.81) / .780	(23.77) / .936
7	-2071	- 7A(501)	(23.77) / .936	(27.74) / 1.094
8	-2081	- 8A(501)	(27.74) / 1.094	(31.70) / 1.248
9	-2091	- 9A(501)	(31.70) / 1.248	(35.66) / 1.404
10	-2101	- 10A(501)	(35.66) / 1.404	(39.62) / 1.560
11	-2111	- 11A(501)	(39.62) / 1.560	(43.59) / 1.716
12	-2121	- 12A(501)	(43.59) / 1.716	(47.55) / 1.872
13	-2131	- 13A(501)	(47.55) / 1.872	(51.51) / 2.028
14	-2141	- 14A(501)	(51.51) / 2.028	(55.47) / 2.184
15	-2151	- 15A(501)	(55.47) / 2.184	(59.44) / 2.340
16	-2161	- 16A(501)	(59.44) / 2.340	(63.40) / 2.496
17	-2171	- 17A(501)	(63.40) / 2.496	(67.36) / 2.652
18	26-23-2181	AE-3279-18A(501)	(67.36) / 2.652	(71.32) / 2.808

NOTES:

- MATERIAL
 WAFER - NYLON , 94V-2
 PIN - Ø (1.14) / .045 HARD DRAWN BRASS. FINISH
 (0.0005) / .00002 GOLD MIN. OVER
 (0.00076) / .00003 NICKEL MIN.
- PIN PUSH OUT FORCE (1.36KG) 3LBS MIN.
- PIN SOLDERABILITY PER MOLEX SPEC. NO. 152

STANDARDIZATION EC NO. M. JACKO 2/11/00 DRWN: E2001-0472 CHK: APPR:	QUALITY SYMBOLS MAJOR = 0 CRITICAL C = 0	GENERAL TOLERANCES: (UNLESS SPECIFIED)		SCALE 3:1	DESIGN UNITS <input checked="" type="checkbox"/> mm <input type="checkbox"/> INCH	THIRD ANGLE PROJECTION <input checked="" type="checkbox"/> mm <input type="checkbox"/> INCH <input type="checkbox"/> mm ONLY	SHT	REV	
		4 PLACES ±0. ±.	3 PLACES ±0. ±.010	2 PLACES ±0.25 ±.015	1 PLACE ±0.35 ±.		ANGULAR: ± °	DRAFT WHERE APPLICABLE MUST REMAIN WITHIN DIMENSIONS	DRAWN BY & DATE NPC 13/11/86
D	REV	APPROVED BY & DATE		CAD FILENAME SA3192NAG.DGN	MATERIAL NO. SEE CHART	DRAWING NO. SDAE-3192-NA(501)	SHEET NO. 10F1		
THIS DRAWING CONTAINS INFORMATION THAT IS PROPRIETARY TO MOLEX INCORPORATED AND SHOULD NOT BE USED WITHOUT WRITTEN PERMISSION.							SIZE B		