

SPECIFICATIONS

Electrical Ratings	Switch: 25mA @ 24VDC Carry: 100mA @ 24VDC
Electrical Life	2,000 cycles typical
Contact Resistance	< 25 mΩ initial
Actuation Force	400 gF max
Actuator Travel	2.0 mm
Dielectric Strength	500Vrms min
Insulation Resistance	> 100MΩ min
Operating Temperature	-40°C to 85°C
Storage Temperature	-40°C to 85°C



**.100" Pitch, SMT, Low Profile
DIP Switch**

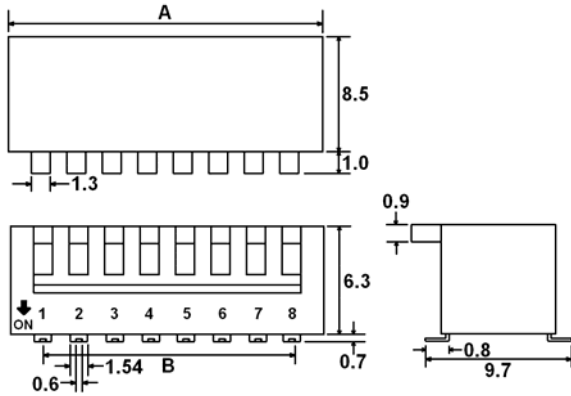
MATERIALS ←RoHS COMPLIANT

Actuator	4/6 Nylon, UL94V-0, White
Cover	PPS, UL94V-0, Black
Housing	PPS, UL94V-0, Black
Contacts	Phosphor Bronze, Gold over Nickel Plated
Terminals	Brass, Gold over Nickel Plated

ORDERING INFORMATION

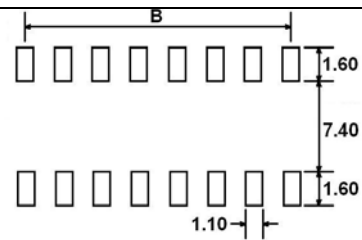
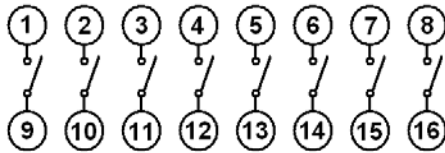
Series:	KN	02	E	H	T
KN					
Number of Positions:					
02 = 2 positions					
03 = 3 positions					
04 = 4 positions					
05 = 5 positions					
06 = 6 positions					
07 = 7 positions					
08 = 8 positions					
09 = 9 positions					
10 = 10 positions					
12 = 12 positions					
Actuator Height:					
E = Extended					
R = Recessed					
Terminal Options:					
G = Gull Wing					
Packaging Options:					
T = Tube					
R = Tape & Reel					

DIMENSIONS

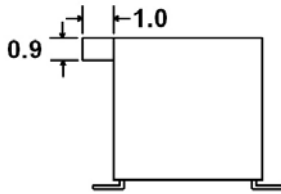


Number of Positions	"A" Mm	"B" mm
02	6.08	2.54
03	8.72	5.08
04	11.90	7.62
05	14.44	10.16
06	16.98	12.70
07	19.52	15.24
08	22.06	17.78
09	24.60	20.32
10	27.14	22.86
12	32.22	27.94

SCHEMATIC & PC LAYOUT

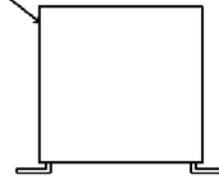


ACTUATOR OPTIONS



E ACTUATOR

Recessed Actuator



R ACTUATOR

PACKAGING SPECIFICATIONS

All switches packaged in OFF position
 Tube packaging standard
 Tape & Reel also available