

**PLEASE CHECK WWW.MOLEX.COM FOR LATEST PART INFORMATION**

**Part Number:** [0510470200](#)  
**Status:** **Active**  
**Overview:** [picoblade](#)  
**Description:** 1.25mm (.049") Pitch PicoBlade™ Wire-to-Wire Plug Housing, 2 Circuits

**Documents:**

[3D Model](#) [Product Specification PS-51021-009 \(PDF\)](#)  
[Drawing \(PDF\)](#) [RoHS Certificate of Compliance \(PDF\)](#)

**General**

Product Family	Crimp Housings
Series	<a href="#">51047</a>
MolexKits	Yes
Overview	<a href="#">picoblade</a>
Product Name	PicoBlade™

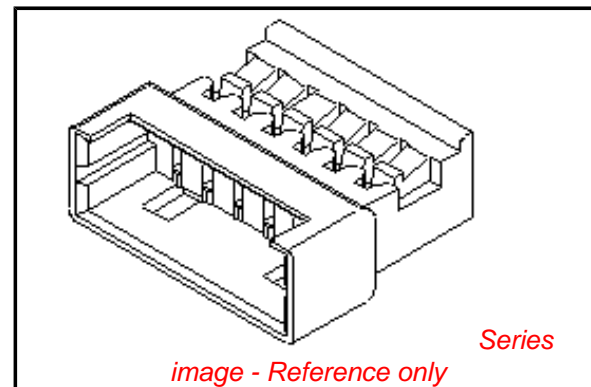
**Physical**

Circuits (maximum)	2
Color - Resin	Natural
Gender	Male
Glow-Wire Compliant	No
Lock to Mating Part	Yes
Material - Resin	Polyester
Number of Rows	1
Packaging Type	Bag
Panel Mount	No
Pitch - Mating Interface (in)	0.049 In
Pitch - Mating Interface (mm)	1.25 mm
Stackable	No
Temperature Range - Operating	-40°C to +85°C

**Material Info**

**Reference - Drawing Numbers**

Packaging Specification	SPK-51047-001
Product Specification	PS-51021-009, RPS-51021-033, RPS-51047-001
Sales Drawing	SD-51047-**00



**EU RoHS**

**ELV and RoHS Compliant**  
**REACH SVHC Contains SVHC: No**  
**Halogen-Free Status**

**China RoHS**



**Need more information on product environmental compliance?**

Email [productcompliance@molex.com](mailto:productcompliance@molex.com)  
 For a multiple part number RoHS Certificate of Compliance, [click here](#)

Please visit the [Contact Us](#) section for any non-product compliance questions.

**Search Parts in this Series**

[51047Series](#)

**Mates With**

[51021](#) housing

**Use With**

[50125](#) Crimp Terminal, [50133](#) Crimp Terminal

DWG. NO. SD-51047-\*\*\*00

F

D

V

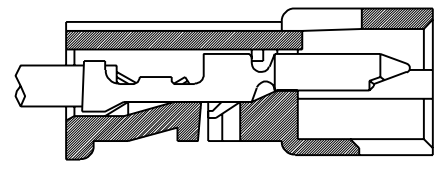
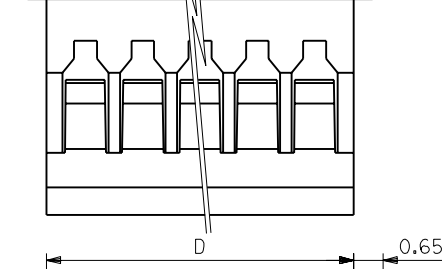
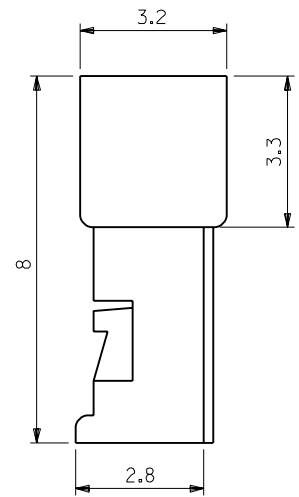
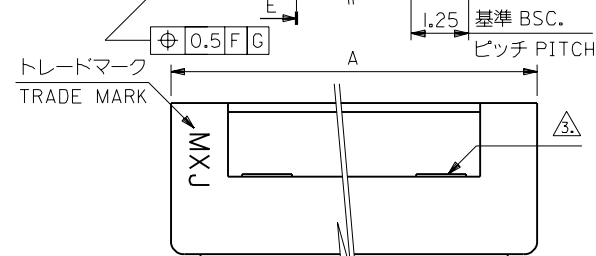
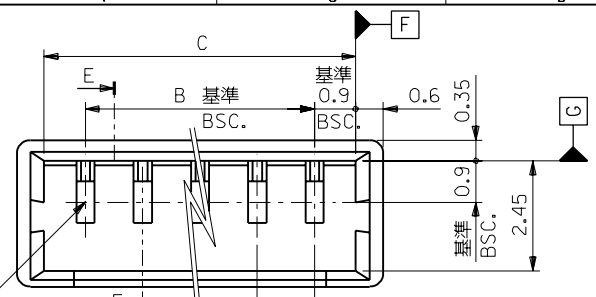
C

B

DO NOT SCALE DRAWING

EC NO. DRWN: CHK: APPR:	EC NO. DRWN: CHK: APPR:	EC NO. DRWN: CHK: APPR:	EC NO. DRWN: CHK: APPR:	REDRAWN EC NO. JC2000-0629 DRWN: K.KOHAMA 000/3/28 CHK: T.YAMAGUCHI 000/3/30 APPR: M.FUKUSHIMA 000/3/30
INS. RANGE 被覆外径	WIRE RANGE 適用線径範囲	FINISH 仕上り	MATERIAL 材料	DESCRIPTION
—//—	—//—	—//—	ポリエステル POLYESTER	UL94V-0

SCALE	DESIGN UNITS	THIRD ANGLE PROJECTION	DIMENSIONS:	SHT	REV
10:1	<input checked="" type="checkbox"/> mm <input type="checkbox"/> INCH	<input type="checkbox"/> mm <input type="checkbox"/> INCH <input checked="" type="checkbox"/> mm ONLY	mm INCH mm		
10 UNDER 未滿	+0.2	DRAWN BY & DATE K.KOHAMA 000/3/28	TITLE: 1.25 W/W CONN. PLG HSG.		
10 OVER 以上 30 UNDER 未滿	+0.25	CHECKED BY & DATE T.YAMAGUCHI 000/3/30			
30 OVER 以上	+0.3	APPROVED BY & DATE M.FUKUSHIMA 000/3/30			
ANGLE 角度	+3°	CAD FILENAME S51047.S10	MATERIAL NO. 51047-***00	DRAWING NO. SD-51047-***00	SHEET NO. 1
THIS DRAWING CONTAINS INFORMATION THAT IS PROPRIETARY TO MOLEX INCORPORATED AND SHOULD NOT BE USED WITHOUT WRITTEN PERMISSION.					
					SIZE B



断面E-E  
SECT. E-E

注)  
NOTE.

- △ 適合ターミナル: 50125-8\*00, 50133-8\*00  
APPLICABLE TERMINAL: 50125-8\*00, 50133-8\*00
- 2. 嵌合相手: 51021-\*\*\*00  
MATE WITH: 51021-\*\*\*00
- △ ロック窓は、2、3極は1ヶ、4極以上は2ヶとする。  
LOCKING WINDOW: ONE PLACE FOR 2AND3CKT.  
AND TWO PLACES FOR MORE THAN 4CKT.

12.95	14.25	13.05	11.25	51047-1000	10
11.7	13	11.8	10	-0900	9
10.45	11.75	10.55	8.75	-0800	8
9.2	10.5	9.3	7.5	-0700	7
7.95	9.25	8.05	6.25	-0600	6
6.7	8	6.8	5	-0500	5
5.45	6.75	5.55	3.75	-0400	4
4.2	5.5	4.3	2.5	-0300	3
2.95	4.25	3.05	1.25	51047-0200	2
D	A	C	B	ENG.NO.	極数 CKT.