

PLEASE CHECK WWW.MOLEX.COM FOR LATEST PART INFORMATION

Part Number: [0873683025](#)
Status: **Active**
Description: 2.00mm (.079") Pitch Milli-Grid™ Receptacle, Surface Mount, Side Entry, 0.76µm (30µ") Gold (Au) Plating, 30 Circuits, Leadfree

Documents:

[3D Model](#) [RoHS Certificate of Compliance \(PDF\)](#)
[Drawing \(PDF\)](#)

Agency Certification

CSA LR19980
 UL E29179

General

Product Family PCB Receptacles
 Series [87368](#)
 Application Board-to-Board
 Product Literature Order No 987650-1991
 Product Name Milli-Grid™

Physical

Circuits (Loaded) 30
 Color - Resin Black
 Durability (mating cycles max) 25
 Flammability 94V-0
 Glow-Wire Compliant No
 Lock to Mating Part None
 Material - Plating Mating Gold
 Material - Plating Termination Tin
 Material - Resin Nylon
 Number of Rows 2
 Orientation Right Angle
 PCB Locator Yes
 PCB Retention Yes
 Packaging Type Tube
 Pitch - Mating Interface (in) 0.079 In
 Pitch - Mating Interface (mm) 2.00 mm
 Plating min: Mating (µin) 30.4
 Plating min: Mating (µm) 0.76
 Plating min: Termination (µin) 101.6
 Plating min: Termination (µm) 2.54
 Polarized to PCB Yes
 Surface Mount Compatible (SMC) N/A
 Temperature Range - Operating -55°C to +105°C
 Termination Interface: Style Surface Mount

Electrical

Current - Maximum per Contact 1A
 Voltage - Maximum 125V

Solder Process Data

Lead-free Process Capability Reflow Capable (SMT only)
 Process Temperature max. C 260

Material Info

Reference - Drawing Numbers

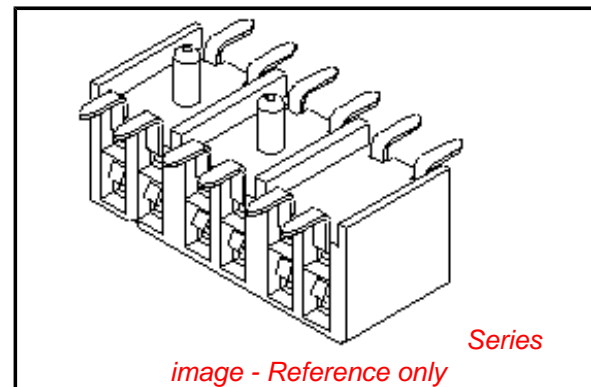


image - Reference only

EU RoHS

ELV and RoHS Compliant
REACH SVHC
 Not Reviewed
Halogen-Free Status
 Not Reviewed

China RoHS



Need more information on product environmental compliance?

Email productcompliance@molex.com
 For a multiple part number RoHS Certificate of Compliance, [click here](#)

Please visit the [Contact Us](#) section for any non-product compliance questions.

Search Parts in this Series

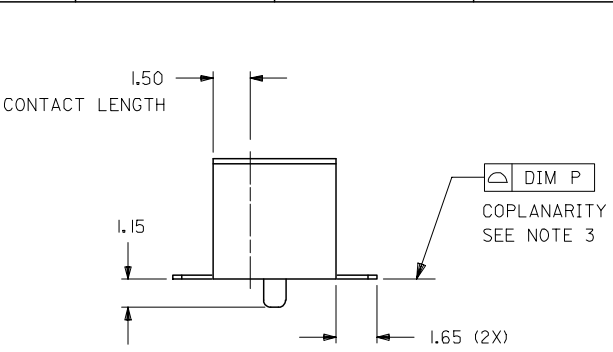
[87368Series](#)

Mates With

[87758](#) Vertical Through Hole PCB Headers,
[87759](#) Vertical Surface Mount PCB Headers,
[87760](#) Right Angle Through Hole PCB Headers

This document was generated on 05/04/2010

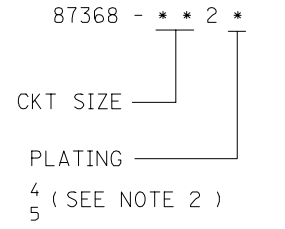
PLEASE CHECK WWW.MOLEX.COM FOR LATEST PART INFORMATION



- NOTE:
- 1) 12 CIRCUIT SIZE SHOWN FOR ILLUSTRATION ONLY. SEE CHART FOR AVAILABLE PART SIZES.
 - 2) PLATING FINISH:
 - 4 - 0.38um/15uin MIN. GOLD IN CONTACT AREA
2.54um/100uin MIN. TIN IN SOLDER TAIL AREA
BOTH OVER 1.27um/50uin MIN. NICKEL OVERALL
 - 5 - 0.76um/30uin MIN. GOLD IN CONTACT AREA
2.54um/100uin MIN. TIN IN SOLDER TAIL AREA
BOTH OVER 1.27um/50uin MIN. NICKEL OVERALL
 - 3) COPLANARITY OF SOLDER TAIL IS TO BE MEASURED BY RESTING THE PART ON A FLAT GAUGE SURFACE.
 - 4) RECOMMENDED PC BOARD THICKNESS IS 1.60 ± 0.10mm.
 - 5) PRODUCT SPECIFICATION PS-87264 APPLIES.
 - 6) PART MATEABLE TO ALL MILLI-GRID HEADERS WITH MATING PIN LENGTH BETWEEN 2.50mm AND 4.20mm
 - 7) PARTS SHALL BE PACKED IN MOISTURE BARRIER BAG.

| PART NUMBER | CKT. SIZE | DIM A | DIM B | DIM F | DIM P |
|-------------|-----------|-------|-------|-------|-------|
| 87368-082* | 8 | 6.00 | 8.20 | 4.00 | 0.10 |
| 87368-102* | 10 | 8.00 | 10.20 | 4.00 | 0.10 |
| 87368-122* | 12 | 10.00 | 12.20 | 4.00 | 0.13 |
| 87368-142* | 14 | 12.00 | 14.20 | 6.00 | 0.13 |
| 87368-162* | 16 | 14.00 | 16.20 | 8.00 | 0.13 |
| 87368-182* | 18 | 16.00 | 18.20 | 10.00 | 0.13 |
| 87368-202* | 20 | 18.00 | 20.20 | 12.00 | 0.13 |
| 87368-222* | 22 | 20.00 | 22.20 | 14.00 | 0.13 |
| 87368-242* | 24 | 22.00 | 24.20 | 16.00 | 0.15 |
| 87368-262* | 26 | 24.00 | 26.20 | 18.00 | 0.15 |
| 87368-282* | 28 | 26.00 | 28.20 | 20.00 | 0.15 |
| 87368-302* | 30 | 28.00 | 30.20 | 22.00 | 0.15 |
| 87368-322* | 32 | 30.00 | 32.20 | 24.00 | 0.15 |
| 87368-342* | 34 | 32.00 | 34.20 | 26.00 | 0.15 |
| 87368-362* | 36 | 34.00 | 36.20 | 28.00 | 0.15 |
| 87368-382* | 38 | 36.00 | 38.20 | 30.00 | 0.15 |
| 87368-402* | 40 | 38.00 | 40.20 | 32.00 | 0.15 |
| 87368-422* | 42 | 40.00 | 42.20 | 34.00 | 0.15 |
| 87368-442* | 44 | 42.00 | 44.20 | 36.00 | 0.15 |
| 87368-462* | 46 | 44.00 | 46.20 | 38.00 | 0.15 |
| 87368-482* | 48 | 46.00 | 48.20 | 40.00 | 0.15 |
| 87368-502* | 50 | 48.00 | 50.20 | 42.00 | 0.15 |

PART NO. LEGEND



RECOMMENDED P.C. BOARD LAYOUT

| | | | | | | | |
|---|-----------------|--|-----------------------------------|--------------|--------------|------------------------|--|
| ADD NOTE 7. EC NO: S2008-0335 DRWNS:KANG 2007/11/27 CHKD:ATSEE 2007/11/30 APPR:MLONG 2007/12/03 | QUALITY SYMBOLS | GENERAL TOLERANCES (UNLESS SPECIFIED) | DIMENSION STYLE | SCALE | DESIGN UNITS | THIRD ANGLE PROJECTION | |
| | ▽=0 ∇=0 | mm INCH | MM ONLY | NTS | METRIC | | |
| | | 4 PLACES ± --- ± --- 3 PLACES ± --- ± --- 2 PLACES ± 0.20 ± --- 1 PLACE ± --- ± --- | DRAWN BY DATE TAY 1992/09/24 | TITLE | | | |
| | | ANGULAR ± 3 ° | CHECKED BY DATE ROY 1992/09/25 | MATERIAL NO. | DOCUMENT NO. | SHEET NO. | |
| | | DRAFT WHERE APPLICABLE MUST REMAIN WITHIN DIMENSIONS | SEE TABLE | | | | |

MGRID
2MM DUAL ROW
SIDE ENTRY RECEPT., SMT
MOLEX INCORPORATED

SD-87368-***20
1 OF 1