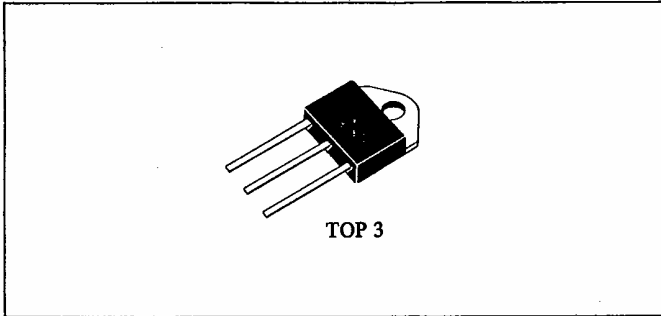


voltage regulators

NEW

TDB0123 SP3

5 V - 3 A regulator encapsulated in high-dissipation plastic package

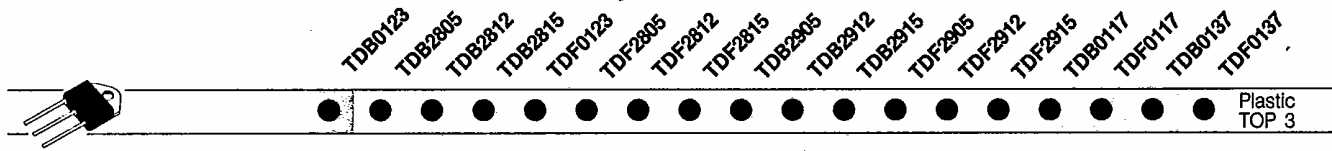


- 20 W, as good as a metal TO 3
- Reduced size, easy to handle.
- Same price as a plastic package

Today, all those electrical specifications which were up to now reserved to TO 3 regulators, are available in a low-cost and performant package.

VOLTAGE REGULATORS

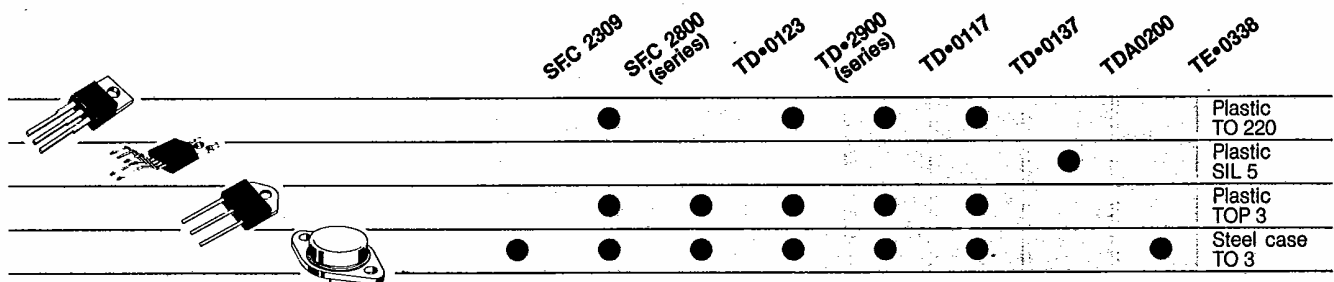
CHARACTERISTIC	SYMBOL	UNIT	FIXED												ADJUSTABLE					
			+5	+5	+12	+15	+5	+5	+12	+15	-5	-12	-15	-5	-12	-15	1.2 to 37	1.2 to 37	-1.2 to -37	-1.2 to -37
Output voltage	V_O	V	0 to 125	0 to 150	0 to 150	0 to 150	-40 to +150	-40 to +150	-40 to +150	-40 to +150	0 to 125	0 to 125	0 to 125	-40 to +125	-40 to +125	-40 to +125	0 to 125	-40 to +125	0 to 125	-40 to +125
Output current	I_O	A	3	1.5	1.5	1.5	3	1.5	1.5	1.5	1.5	1.5	1.5	1.5	1.5	1.5	1.5	1.5	1.5	1.5
Temperature range	—	°C	0 to 125	0 to 150	0 to 150	0 to 150	-40 to +150	-40 to +150	-40 to +150	-40 to +150	0 to 125	0 to 125	0 to 125	-40 to +125	-40 to +125	-40 to +125	0 to 125	-40 to +125	0 to 125	-40 to +125



SP3 : TOP 3 suffix - PRO-ELECTRON codification

HIGH POWER REGULATORS ($T_{amb} = +25^\circ C$)

CHARACTERISTIC	SYMBOL	UNIT	FIXED				ADJUSTABLE			
Input voltage	V_I max.	V	+35	+40	+20	-35 to -40	40*	40*	40	35*
Output voltage	V_O typ.	V	+5	+5 to +24	+5	-5 or -12 to -15	1.2 to 37	-1.2 to -37	2.85 to 37	1.2 to 32
Output current	I_O max.	A	1.5	1.5	3	1.5	1.5	-1.5	2	5
Line regulation	K_{V_I} typ.	%/ V_O	0.1	0.1	0.1	0.1	0.01	0.01	0.03	0.005
Load regulation	K_{V_O} typ.	%/ V_O	0.3	0.3	0.5	0.2	0.1	0.3	0.1	0.1
Long term stability	K_{V_H} max.	%/1000H	0.4	0.4	0.7	0.4	1	1	0.3 typ	1



* $(V_I - V_O)$ max.