

### Features

1. Effective in suppressing noise at high frequencies.
2. Suited for preventing the abnormal oscillation from high frequency amplifying circuits.
3. Excellent solder heat resistance for soldering.
4. High reliability in the circuits of high current.
5. Lead Free (RoHS Compliance)

### Applications

1. Noise suppression in digital equipments.
2. Computers and peripheral devices, VCR and camera.
3. Noise suppression in automotive electronic equipment, car stereo, car engine controller.
4. Noise suppression for OA electronic instruments.

### Ordering Information

SHH - 1 M 1608 - 121 J T  
 (1) (2) (3) (4) (5) (6)

#### (1) Series

SHH : For high current (~3.0A)

#### (4) Impedance (at 100MHz)

First two digits are impedance values.  
 Last digit is the number of zeros

#### (2) Material & Design

S : For high speed  
 M : For high impedance type  
 T : For Low speed

#### (5) Termination

J : Nickel barrier

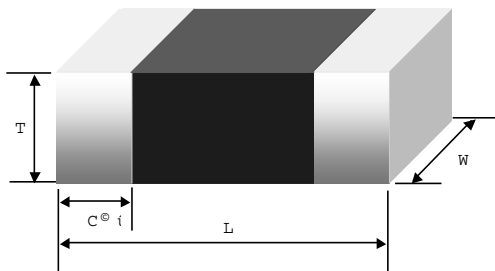
#### (3) Dimension

First two digits : length (mm)  
 Last two digits : width (mm)

#### (6) Packaging

B : Bulk package  
 T : Tape & Reel (Φ178mm [ 7 inches ])  
 L : Tape & Reel (Φ254mm [ 10 inches ])

### Shape and Dimensions



Unit : mm [inches]

Type	L	W	T	C
SHH-1□1608-	1.6±0.15 (.063±.006)	0.8±0.15 (.031±.006)	0.8±0.15 (.031±.006)	0.30±0.20 (.012±.008)

\*

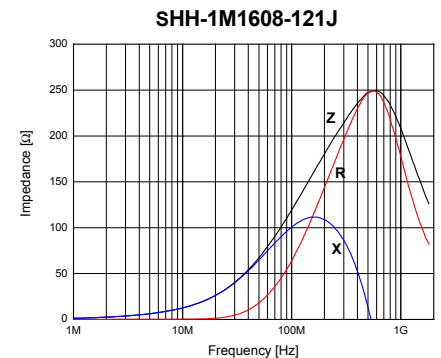
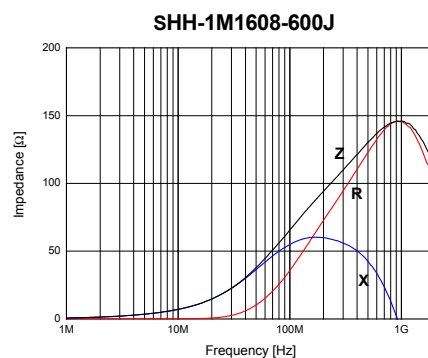
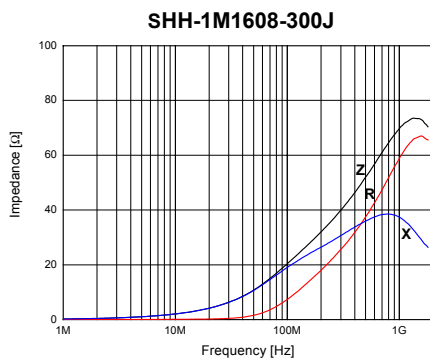
### Electrical Parameters

Part No.	IZI at 100MHz( $\Omega$ )		DC Resistance ( $\Omega$ ) max.	Rated current (mA) max.
	Typ.	min.		
SHH-1M1608-300□□	30	22	0.06	2000
SHH-1M1608-600□□	60	45	0.09	1600
SHH-1M1608-121□□	120	90	0.14	1100
SHH-1M1608-221□□	220	165	0.20	1000
SHH-1M1608-301□□	300	225	0.30	900
SHH-1M1608-501□□	500	375	0.35	800
SHH-1M1608-601□□	600	450	0.35	750
SHH-1M1608-801□□	800	600	0.50	650
SHH-1M1608-102□□	1000	750	0.50	550
SHH-1S1608-100□□	10	7.5	0.05	1500
SHH-1S1608-200□□	20	15	0.06	1400
SHH-1S1608-300□□	30	22	0.10	1300
SHH-1S1608-400□□	40	30	0.12	1300
SHH-1S1608-550□□	55	42	0.15	1100
SHH-1S1608-800□□	80	60	0.18	1000
SHH-1S1608-121□□	120	90	0.20	1000
SHH-1S1608-221□□	220	165	0.35	800
SHH-1T1608-260□□	26	20	0.05	2000
SHH-1T1608-300□□	30	22	0.05	2000
SHH-1T1608-800□□	80	60	0.10	1600
SHH-1T1608-121□□	120	90	0.15	1100
SHH-1T1608-221□□	220	165	0.20	1000
SHH-1T1608-301□□	300	225	0.30	900
SHH-1T1608-331□□	330	250	0.30	800
SHH-1T1608-601□□	600	450	0.40	650
SHH-1T1608-102□□	1000	750	0.50	550

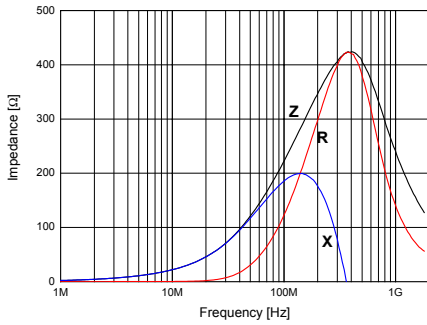
※ Parts with other electrical characteristics available upon request.

※ Test equipment : HP4291 + HP16192A

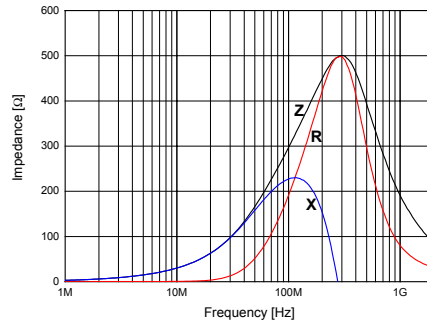
### Electrical Characteristic Curves



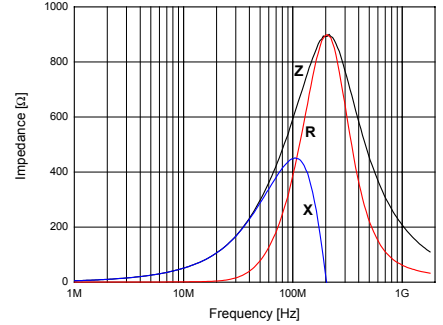
**SHH-1M1608-221J**



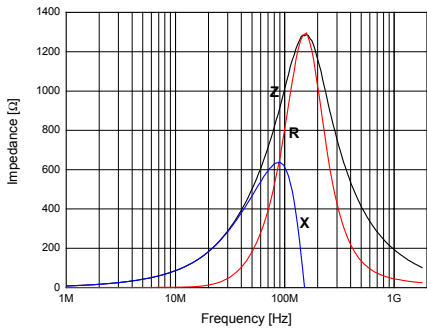
**SHH-1M1608-301J**



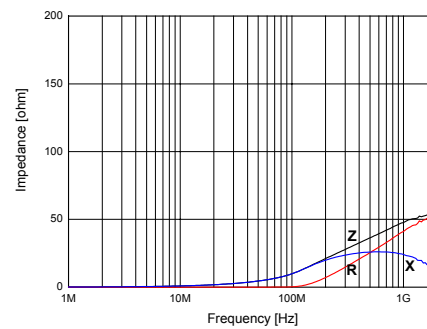
**SHH-1M1608-601J**



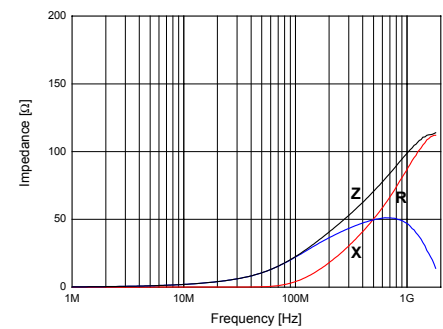
**SHH-1M1608-102J**



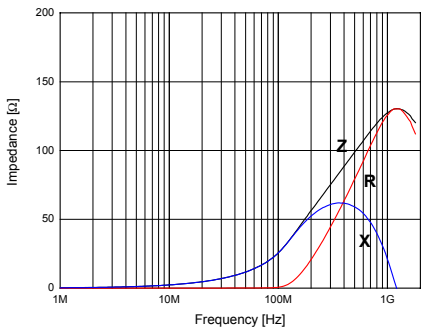
**SHH-1S1608-100J**



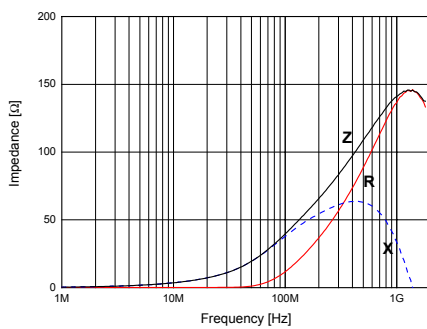
**SHH-1S1608-200J**



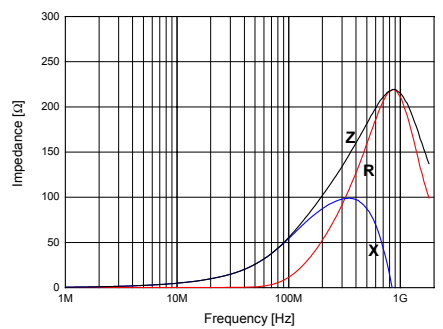
**SHH-1S1608-300J**



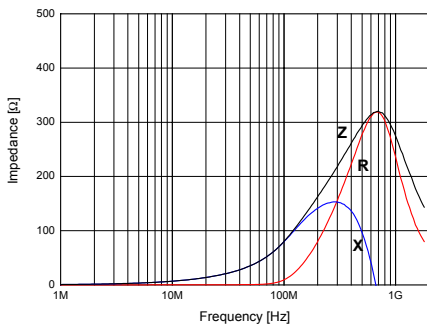
**SHH-1S1608-400J**



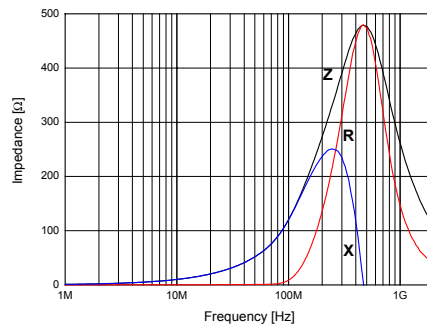
**SHH-1S1608-550J**



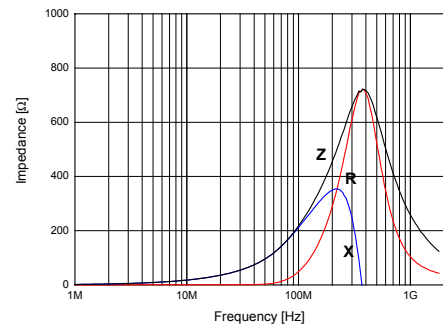
**SHH-1S1608-800J**



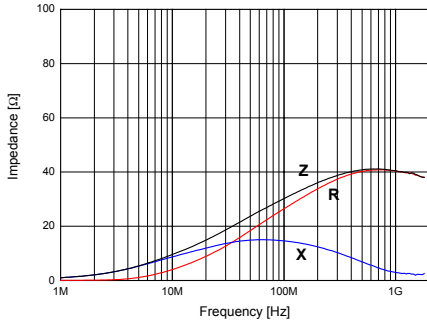
**SHH-1S1608-121J**



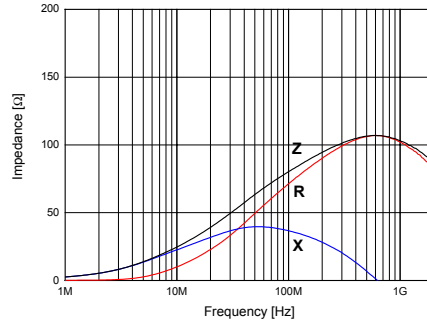
**SHH-1S1608-221J**



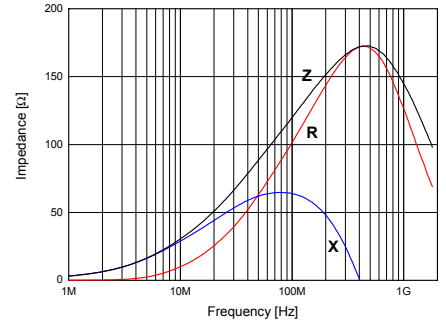
**SHH-1T1608-300J**



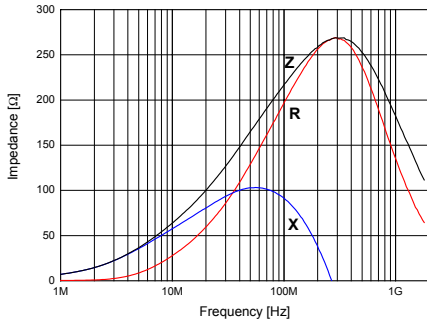
**SHH-1T1608-800J**



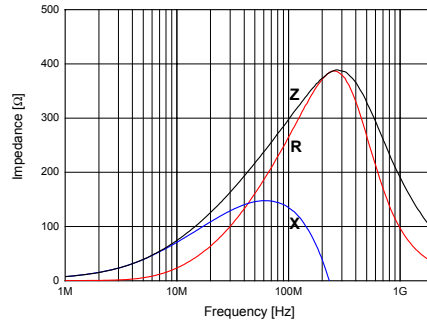
**SHH-1T1608-121J**



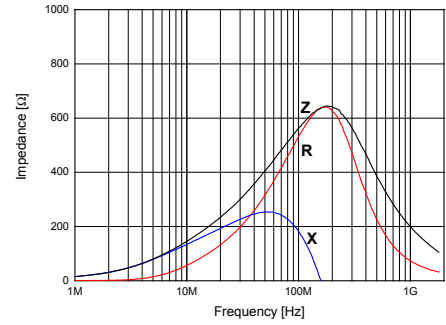
**SHH-1T1608-221J**



**SHH-1T1608-301J**



**SHH-1T1608-601J**



**SHH-1T1608-102J**

