


Round Blue Through-hole LED Lamp (5 mm)

OVLFB3C7

- High brightness with well-defined spatial radiation patterns
- UV-resistant epoxy lens
- Blue (470 nm)

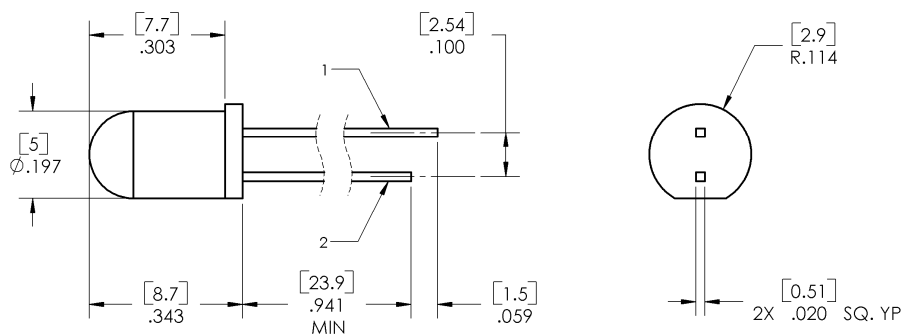


The **OVLFB3C7** is a high-intensity InGaN LED mounted in a clear plastic T-1 $\frac{3}{4}$ package. Its UV-resistant epoxy lens makes this device an optimal solution for outdoor applications. This LED provides a well-defined and even emission pattern.

Applications

- Traffic and pedestrian signals
- Signage and architectural lighting
- Backlighting
- Automotive

Part Number	Material	Emitted Color	Intensity Typ. mcd	Lens Color
OVLFB3C7	InGaN	Blue	1350	Water Clear



1 ANODE 2 CATHODE DIMENSIONS ARE IN INCHES AND [MILLIMETERS].



DO NOT LOOK DIRECTLY AT LED WITH UNSHIELDED EYES OR DAMAGE TO RETINA MAY OCCUR.

OPTEK reserves the right to make changes at any time in order to improve design and to supply the best product possible.

Round Blue Through-hole LED (5 mm)

OVLFB3C7



Absolute Maximum Ratings

$T_A = 25^\circ\text{C}$ unless otherwise noted

Storage Temperature Range	-40 ~ +100° C
Operating Temperature Range	-40 ~ +85° C
Reverse Voltage	5 V
Continuous Forward Current ²	20 mA
Peak Forward Current (10% Duty Cycle, 1KHz)	50 mA
Power Dissipation	100 mW
Lead Soldering Temperature (3mm from the base of the epoxy bulb) ¹	260° C
Current Linearity vs. Ambient Temperature	-0.2 mA/° C
LED Junction Temperature	125° C

Notes:

- Solder time less than 5 seconds at temperature extreme.
- Design of Heat Dissipation should be considered.

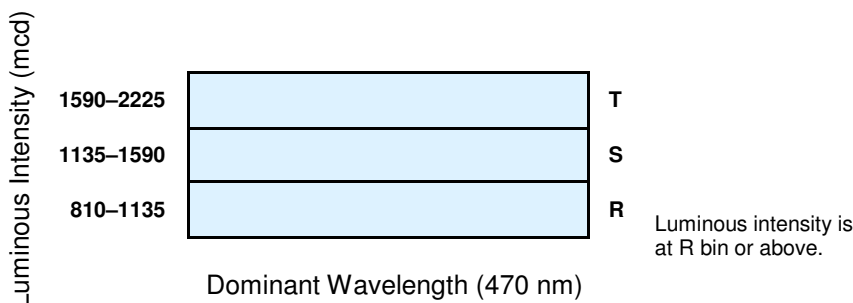
Electrical Characteristics

$T_A = 25^\circ\text{C}$ unless otherwise noted

SYMBOL	PARAMETER	MIN	TYP	MAX	UNITS	CONDITIONS
I_V	Luminous Intensity	810	1350	----	mcd	$I_F = 20\text{ mA}$
V_F	Forward Voltage	----	3.4	4.0	V	$I_F = 20\text{ mA}$
I_R	Reverse Current	----	----	50	μA	$V_R = 5\text{ V}$
λ_P	Peak Wavelength	----	466	----	nm	$I_F = 20\text{ mA}$
λ_D	Dominant Wavelength	----	470	----	nm	$I_F = 20\text{ mA}$
$\Delta\lambda$	Spectra Half Width	----	25	----	nm	$I_F = 20\text{ mA}$
$2\Theta_{1/2}$	50% Power Angle	----	30	----	deg	$I_F = 20\text{ mA}$

Standard Bins ($I_F = 20\text{mA}$)

Lamps are sorted to luminous intensity (I_V) and dominant wavelength (λ_D) bins shown. Orders for OVLFB3C7 may be filled with any or all bins contained as below.

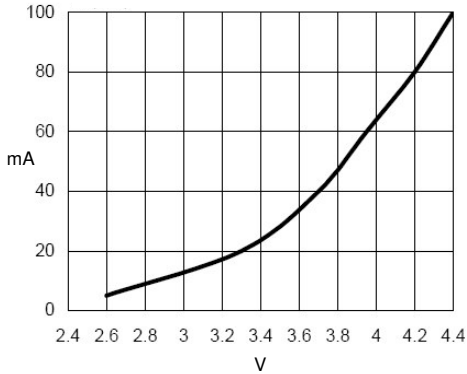


Notes:

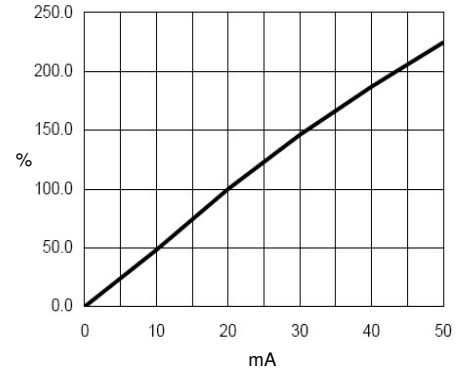
- All ranks will be included per delivery, rank ratio will be based on the chip distribution.
- To designate luminous intensity ranks, please contact OPTEK.
- Pb content <1000 PPM.

OPTEK reserves the right to make changes at any time in order to improve design and to supply the best product possible.

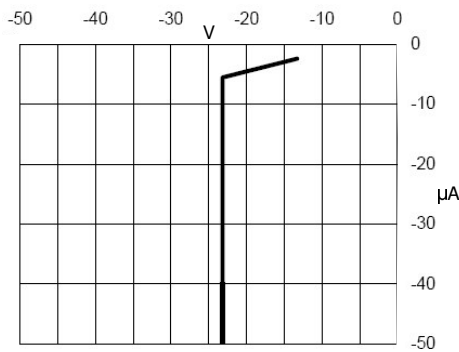
Typical Electro-Optical Characteristics Curves



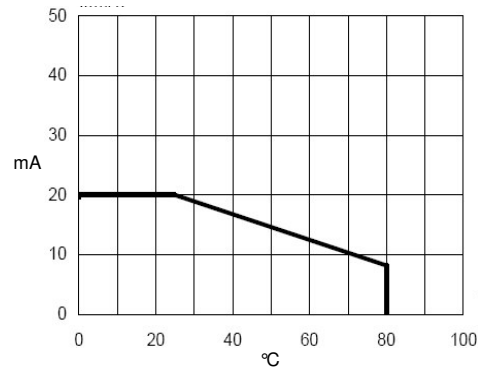
Forward Current vs Forward Voltage



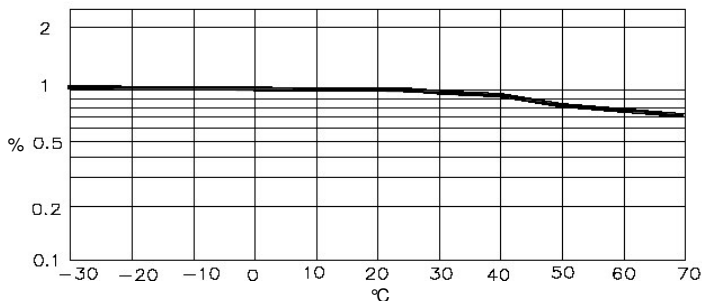
Relative Luminous Intensity vs Forward Current



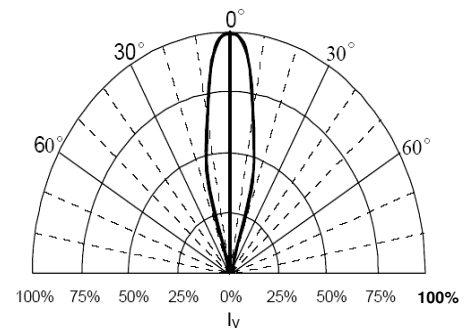
Reverse Current vs Reverse Voltage



Forward Current vs Ambient Temperature



Relative Luminous Intensity vs Ambient Temperature

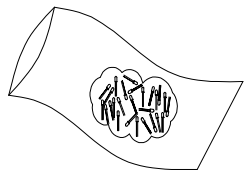


Beam Pattern

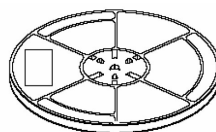
OPTEK reserves the right to make changes at any time in order to improve design and to supply the best product possible.

Round Blue Through-hole LED (5 mm) OVLFB3C7

Packing Information: Available in bulk or reel

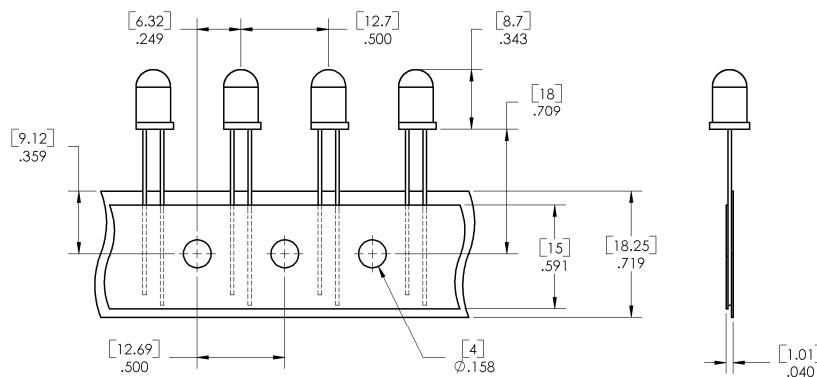


Bulk: 500 pcs/bag



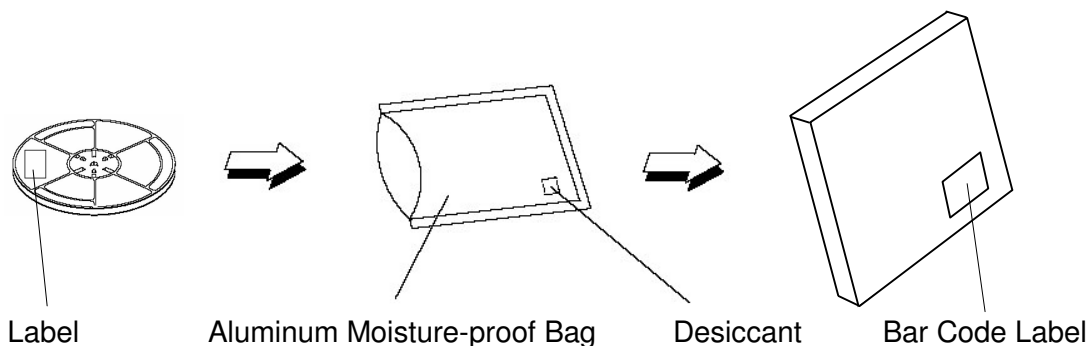
13-Inch Reel: 1000 pcs/reel

Carrier Tape Dimensions: Loaded quantity 1000 pieces per reel



DIMENSIONS ARE IN INCHES AND [MILLIMETERS].

Moisture Resistant Packaging



OPTEK reserves the right to make changes at any time in order to improve design and to supply the best product possible.