

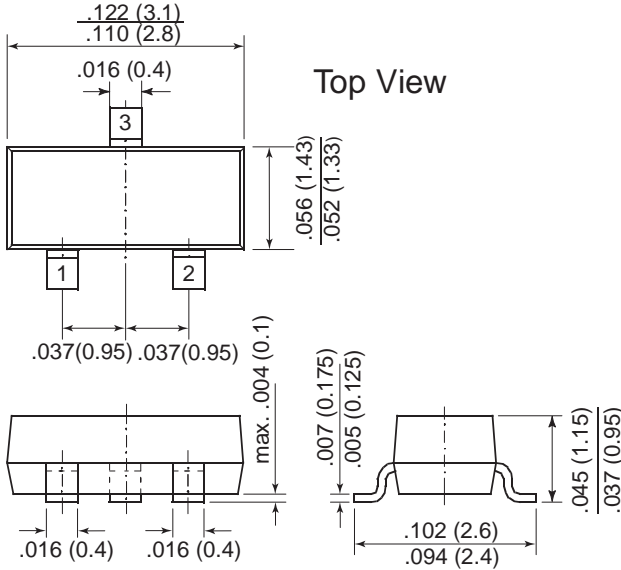


### Zener Diodes

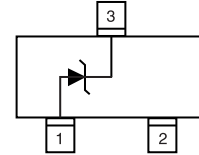
V<sub>z</sub> Range 2.4 to 6.2V  
Power Dissipation 350mW



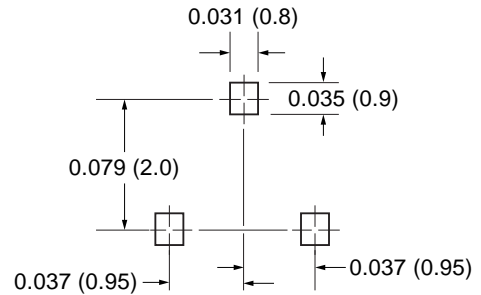
SOT-23



Top View



Mounting Pad Layout



Dimensions in inches and (millimeters)

### Mechanical Data

**Case:** SOT-23 Plastic Package

**Weight:** approx. 0.008g

**Terminals:** Solderable per MIL-STD-750, method 2026

**Packaging codes/options:**

E8/10K per 13" reel (8mm tape), 30K/box

E9/3K per 7" reel (8mm tape), 30K/box

### Features

- Silicon Planar Low Noise Zener Diodes.
- 350mW high quality voltage regulator designed for low leakage, low current and low noise applications
- 5% Tolerance on V<sub>z</sub>
- High temperature soldering guaranteed: 250°C/10 seconds at terminals.

### Maximum Ratings and Thermal Characteristics (T<sub>A</sub> = 25°C unless otherwise noted)

Parameter	Symbol	Value	Unit
Power Dissipation	P <sub>tot</sub>	350 <sup>(1)</sup>	mW
Forward Voltage at I <sub>F</sub> = 200mA	V <sub>F</sub>	1.1 0.97	V
Maximum Junction Temperature	T <sub>j</sub>	150	°C
Storage Temperature Range	T <sub>s</sub>	-55 to +150	°C
Thermal Resistance Junction to Ambient Air	R <sub>θJA</sub>	420 <sup>(1)</sup>	°C/W

**Note:**

(1) On FR-5 board using recommended solder pad layout

# MMBZ4617 thru MMBZ4627

Vishay Semiconductors  
formerly General Semiconductor



## Electrical Characteristics (T<sub>A</sub> = 25°C unless otherwise noted)

Part Number	Marking Code	Zener <sup>(1)</sup> Voltage V <sub>Z</sub> @ I <sub>ZT</sub> (V)	Test Current I <sub>ZT</sub> (μA)	Max. Zener Impedance Z <sub>ZT</sub> @ I <sub>ZT</sub> (Ω)	Max. Reverse Leakage Current I <sub>R</sub> @ V <sub>R</sub>		Max. Zener Current I <sub>ZM</sub> (mA)	Max. Noise Density N <sub>D</sub> @ I <sub>ZT</sub> = 250μA $\frac{\mu V}{\sqrt{Hz}}$
					(μA)	(V)		
MMBZ4617	G17	2.4	250	1400	2.0	1.0	95	1.0
MMBZ4618	G18	2.7	250	1500	1.0	1.0	90	1.0
MMBZ4619	G19	3.0	250	1600	0.8	1.0	85	1.0
MMBZ4620	G20	3.3	250	1650	7.5	1.5	80	1.0
MMBZ4621	G21	3.6	250	1700	7.5	2.0	75	1.0
MMBZ4622	G22	3.9	250	1650	5.0	2.0	70	1.0
MMBZ4623	G23	4.3	250	1600	4.0	2.0	65	1.0
MMBZ4624	G24	4.7	250	1550	10	3.0	60	1.0
MMBZ4625	G25	5.1	250	1500	10	3.0	55	2.0
MMBZ4626	G26	5.6	250	1400	10	4.0	50	4.0
MMBZ4627	G27	6.2	250	1200	10	5.0	45	5.0

**Note:**

(1) V<sub>Z</sub> tested with 5ms pulse