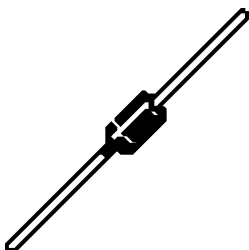




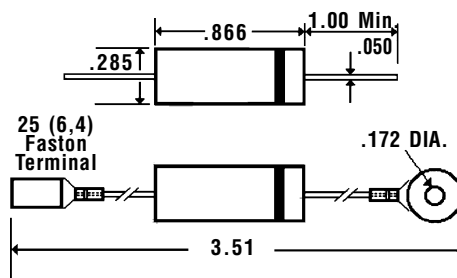
550 mA HIGH VOLTAGE MICROWAVE OVEN RECTIFIERS

HV05 Series

Description



Mechanical Dimensions



Features

- HIGH OVERLOAD SURGE CAPABILITY
- CONTROLLED AVALANCHE CHARACTERISTICS
- LOW FORWARD VOLTAGE DROP
- TYPICAL $I_r < 1\mu A$
- HIGH TEMPERATURE SOLDERING - 250°C 10 Seconds
- MEETS UL SPECIFICATION 94V-0

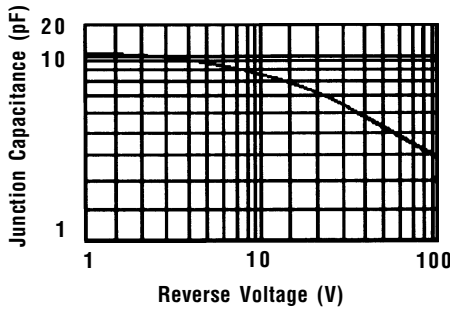
DataSheet4U.com HV05 Series							Units
Maximum Ratings	HV05-06	HV05-08	HV05-10	HV05-12	HV05-14	HV05-15	
Peak Repetitive Reverse Voltage... V_{RRM}	6000	8000	10000	12000	14000	15000	Volts
RMS Reverse Voltage... $V_{R(rms)}$	4200	5600	7000	8400	9800	10500	Volts
DC Blocking Voltage... V_{DC}	6000	8000	10000	12000	14000	15000	Volts
Average Forward Rectified Current... $I_{F(av)}$ @ $T_A = 60^\circ C$ 550						mAmps
Non-Repetitive Peak Forward Surge Current... I_{FSM} @ Rated Load Conditions, 9.3 ms, ½ Sine Wave 200						Amps
Repetitive Peak Reverse Surge Current... I_{RSM} @ Rated Load Conditions, 8.3 ms, ½ Sine Wave 100						mAmps
Operating & Storage Temperature Range... T_J, T_{STRG} -40 to 130						°C
Electrical Characteristics							
Maximum Forward Voltage... V_F @ 550 mA	< 10		12		< 15		Volts
Maximum DC Reverse Current... I_R @ Rated DC Blocking Voltage 5.0						μAmps
Maximum Thermal Resistance... $R_{\theta JC}$ 18						C/W



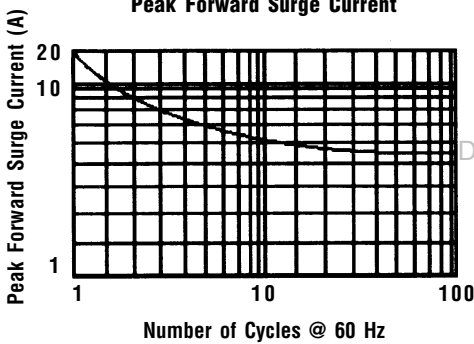
550 mA HIGH VOLTAGE MICROWAVE OVEN RECTIFIERS

HV05 Series

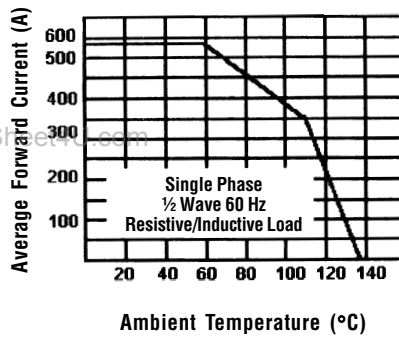
Typical Junction Capacitance



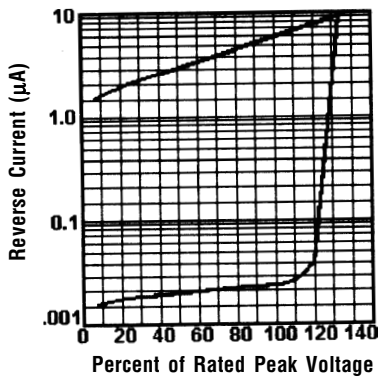
**Non-Repetitive
Peak Forward Surge Current**



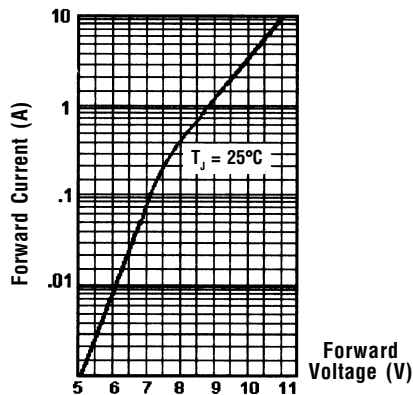
Forward Current Derating Curve



Typical Reverse Characteristics



Typical Instantaneous Forward Characteristics



Ratings at 25 Deg. C ambient temperature unless otherwise specified.

Single Phase Half Wave, 60 Hz Resistive or Inductive Load.

For Capacitive Load, Derate Current by 20%.