

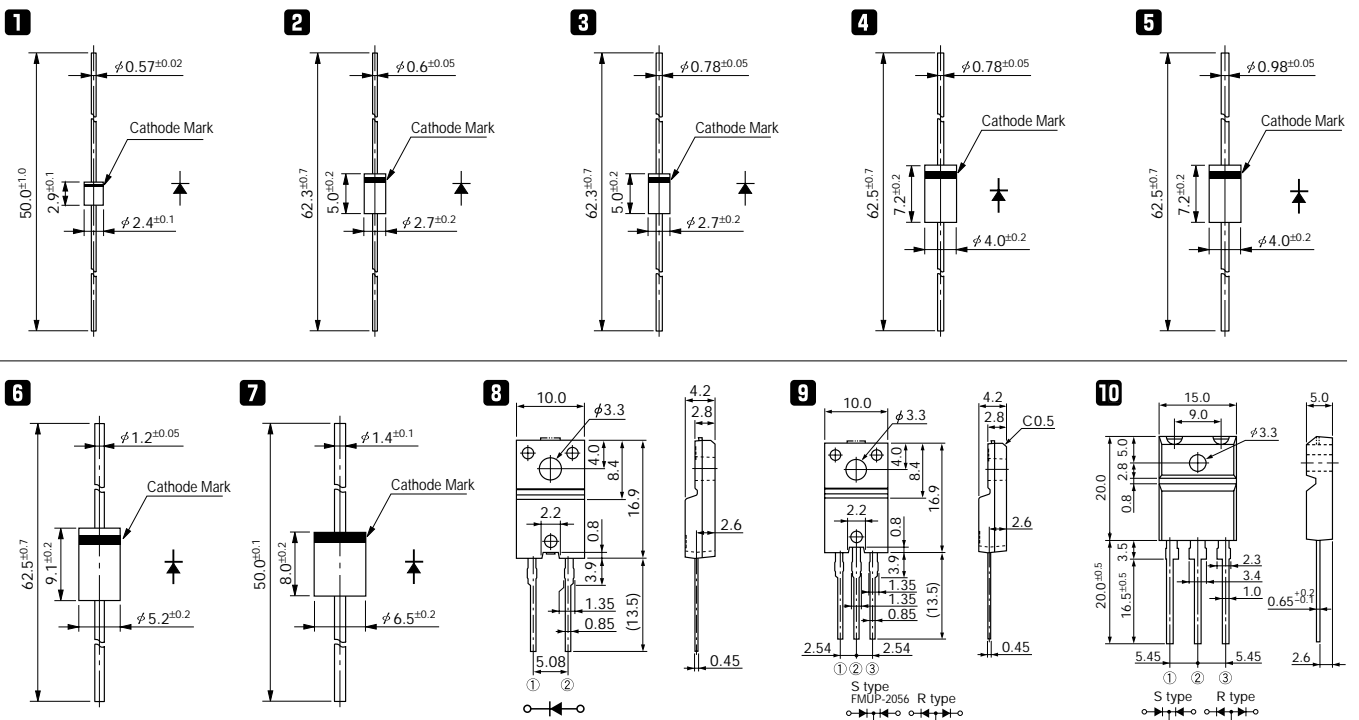
# Fast-Recovery Rectifier Diodes 600V

trr ①: I<sub>F</sub>/I<sub>R</sub>(=I<sub>F</sub>) 90% Recovery Point  
 (ex. I<sub>F</sub>/I<sub>R</sub> = 100mA/100mA 90% Recovery Point)  
 trr ②: I<sub>F</sub>/I<sub>R</sub>(=2 I<sub>F</sub>) 75% Recovery Point  
 (ex. I<sub>F</sub>/I<sub>R</sub> = 100mA/200mA 75% Recovery Point)

V <sub>RM</sub> (V)	Package	Part Number	I <sub>F</sub> (AV) (A) ( ) is with Heatsink	I <sub>FSM</sub> (A) 50Hz Half-cycle Sine-wave Single Shot	T <sub>j</sub> (°C)	T <sub>stg</sub> (°C)	V <sub>F</sub> (V) max	I <sub>R</sub> (μA)		T <sub>a</sub> (°C)	trr ① (μs)		trr ② (μs)		R <sub>th</sub> (j-ℓ) R <sub>th</sub> (j-c) (°C/W)	Mass (g)	Fig. No.	Page where characteristic curve is shown
								I <sub>F</sub> (A)	V <sub>R</sub> =V <sub>RM</sub> max		V <sub>R</sub> =V <sub>RM</sub> max	I <sub>F</sub> /I <sub>FP</sub> (mA)	I <sub>F</sub> /I <sub>FP</sub> (mA)					
600	Axial	EU01A	0.25	15	-40 to +150	2.5	0.25	10	150	100	0.4	10/10	0.18	10/20	20	0.2	2	55
		EU 1A	0.25	15	-40 to +150	2.5	0.25	10	150	100	0.4	10/10	0.18	10/20	17	0.3	1	56
		RU 1A	0.25	15	-40 to +150	2.5	0.25	10	200	100	0.4	10/10	0.18	10/20	15	0.4	4	58
		AU01A	0.5	15	-40 to +150	1.7	0.5	10	150	100	0.4	10/10	0.18	10/20	22	0.13	1	55
		AS01A	0.6	20	-40 to +150	1.5	0.6	10	50	100	1.5	10/10	0.6	10/20	22	0.13	1	55
		EH 1A	0.6	30	-40 to +150	1.35	0.6	10	200	150	4	10/10	1.3	10/20	17	0.3	3	56
		RF 1A	0.6	15	-40 to +150	2.0	0.6	10	200	100	0.4	10/10	0.18	10/20	15	0.4	4	57
		RH 1A	0.6	35	-40 to +150	1.3	0.6	5	70	150	4	10/10	1.3	10/20	15	0.4	4	57
		ES 1A	0.7	30	-40 to +150	2.5	0.8	10	200	100	1.5	10/10	0.6	10/20	20	0.2	2	56
		ES01A	0.7	30	-40 to +150	2.5	0.8	10	200	100	1.5	10/10	0.6	10/20	20	0.2	2	55
		RS 1A	0.7	30	-40 to +150	2.5	0.8	10	200	100	1.5	10/10	0.6	10/20	20	0.4	4	57
		AU02A	0.8	25	-40 to +150	1.3	0.8	10	250	100	0.4	10/10	0.18	10/20	22	0.13	1	55
		EU02A	1.0	15	-40 to +150	1.4	1.0	10	300	100	0.4	10/10	0.18	10/20	20	0.2	2	56
		EU 2A	1.0	15	-40 to +150	1.4	1.0	10	300	100	0.4	10/10	0.18	10/20	17	0.3	3	56
		RU 2	1.0	20	-40 to +150	1.5	1.0	10	300	100	0.4	10/10	0.18	10/20	15	0.4	4	58
		RU 2AM	1.1	20	-40 to +150	1.2	1.1	10	300	100	0.4	10/10	0.18	10/20	15	0.4	4	58
		RU 20A	1.5	50	-40 to +150	1.1	1.5	10	350	100	0.4	10/10	0.18	10/20	15	0.4	4	58
		RU 3A	1.5	20	-40 to +150	1.5	1.5	10	400	100	0.4	10/10	0.18	10/20	12	0.6	5	59
		RU 3AM	1.5	50	-40 to +150	1.1	1.5	10	350	100	0.4	10/10	0.18	10/20	12	0.6	5	59
		RU 30A	2.0	200	-40 to +150	0.95	2.0	10	300	100	0.4	100/100	0.18	100/200	10	1.0	6	59
		RU 31A	3.0	150	-40 to +150	1.2	3.0	50	500	100	0.4	100/100	0.18	100/200	10	1.0	6	59
		RU 4A	1.5 (3.0)	50	-40 to +150	1.5	3.0	10	300	100	0.4	10/10	0.18	10/20	8	1.2	7	60
		RU 4AM	2.0 (3.5)	70	-40 to +150	1.3	3.5	10	300	100	0.4	100/100	0.18	100/200	8	1.2	7	60
		Frame-2Pin	FMUP-1056	5.0	30	-40 to +150	1.25	5.0	50	500	100	0.4	100/100	0.18	100/200	4.0	2.1	8
FMUP-1106	10		40	-40 to +150	1.35	10	50	500	100	0.4	100/100	0.18	100/200	4.0	2.1	8	61	
Center-tap	FMU-16S, R	5.0	30	-40 to +150	1.5	2.5	50	500	100	0.4	100/100	0.18	100/200	4.0	2.1	9	61	
	FMUP-2056*	5.0	30	-40 to +150	1.5	2.5	50	500	100 (T <sub>j</sub> )	0.4	100/100	0.18	100/200	4.0	2.1	9	61	
	FMU-26S, R	10	40	-40 to +150	1.5	5.0	50	500	100	0.4	100/100	0.18	100/200	4.0	2.1	10	62	
	FMU-36S, R	20	80	-40 to +150	1.5	10	50	500	100	0.4	100/100	0.18	100/200	2.0	5.5	10	62	

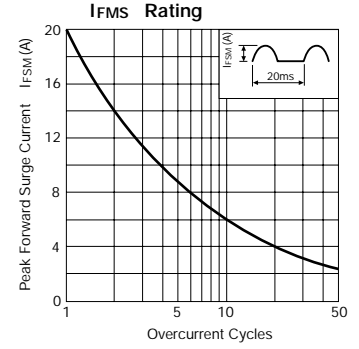
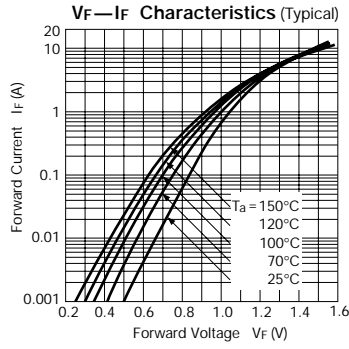
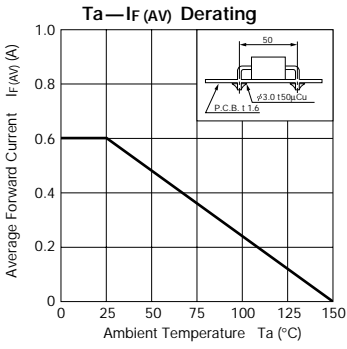
\* : Under development

## External Dimensions Flammability: UL94V-0 or Equivalent (Unit: mm)

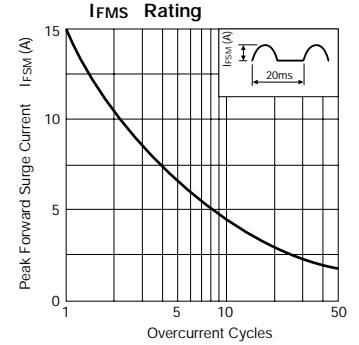
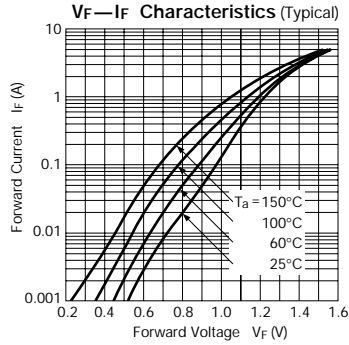
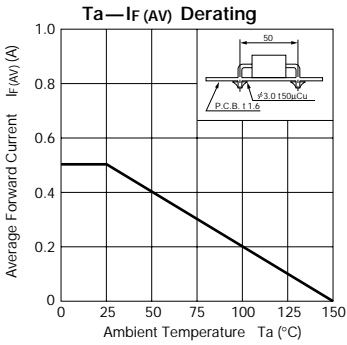


# Fast-Recovery Rectifier Diodes

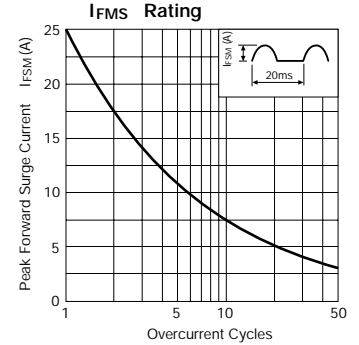
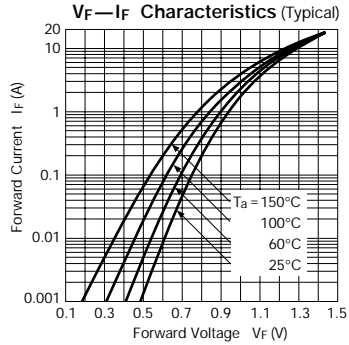
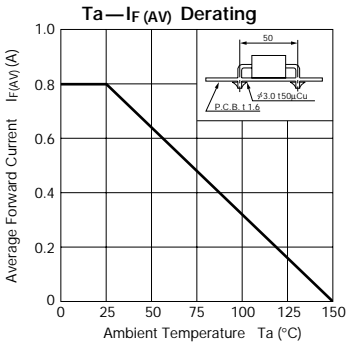
## AS01 series



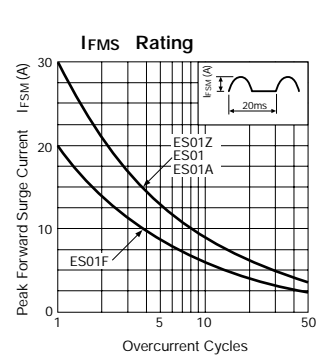
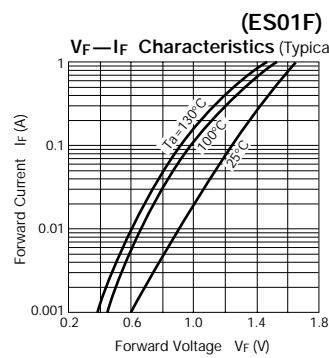
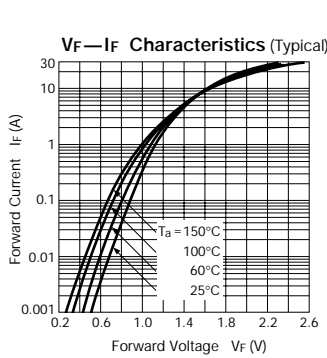
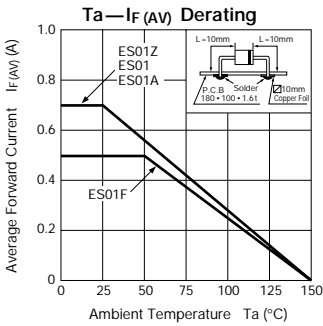
## AU01 series



## AU02 series



## ES01 series



## EU01 series

