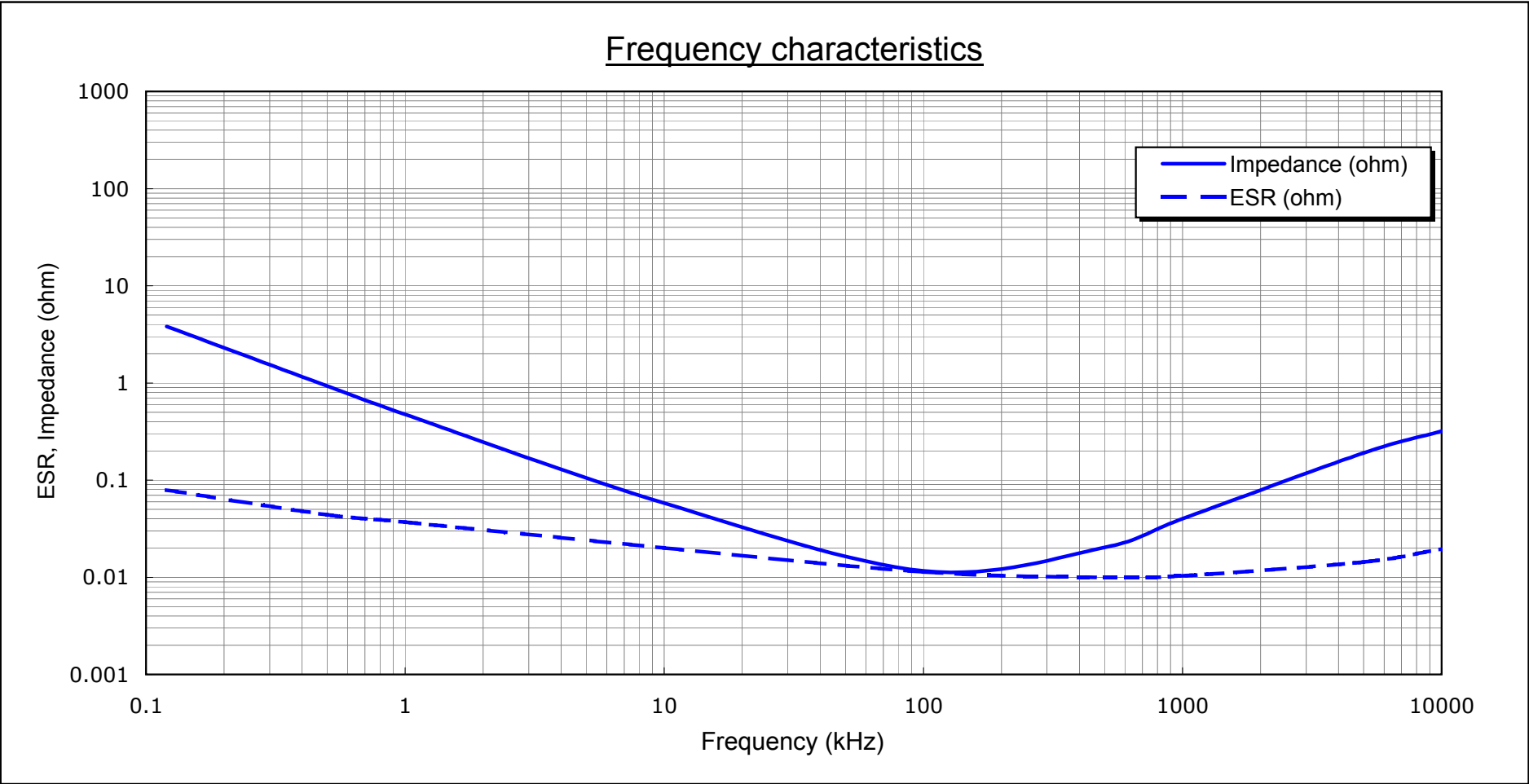


OS-CON DATA SHEET

OS-CON 16SVP330M

No.OS02N-DFSVP056

Frequency (kHz)	0.12	0.5	1	10	100	500	1000	5000	10000
Impedance (ohm)	3.824	0.930	0.474	0.058	0.012	0.020	0.040	0.190	0.320
ESR (ohm)	0.079	0.044	0.037	0.020	0.011	0.010	0.010	0.014	0.019



Measuring equipment: HP4194A
Test fixture: HP16047C
Measuring position: root of leads

OS Engineering Department, OS-CON Control Department
Saga SANYO Industries Co., Ltd.

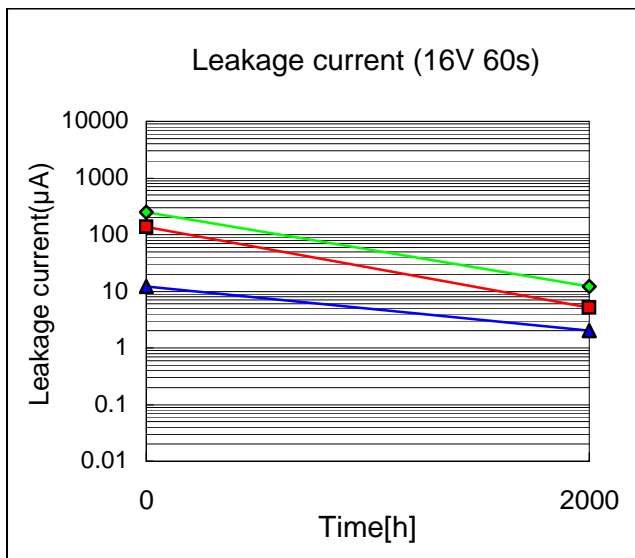
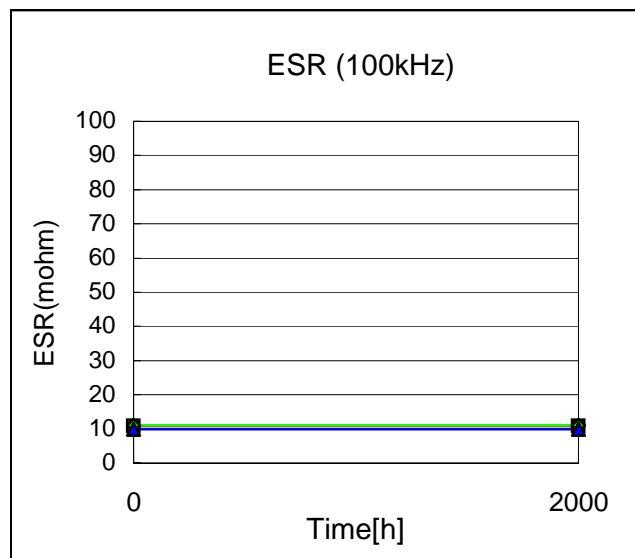
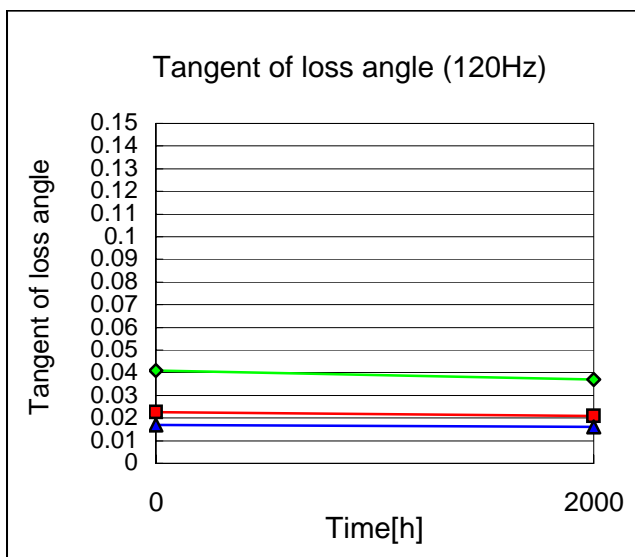
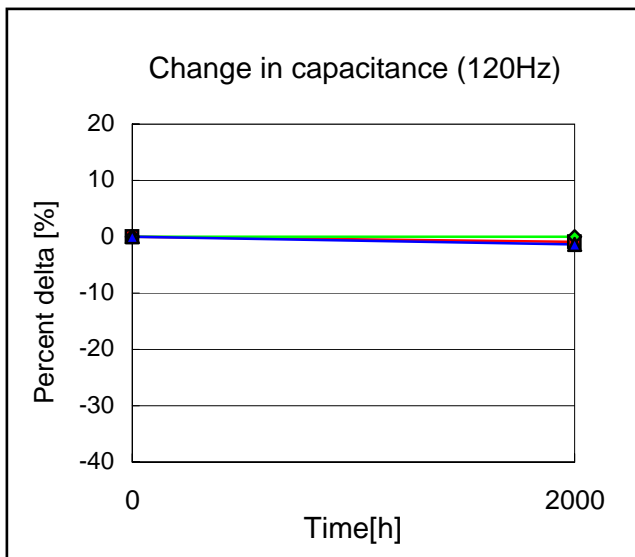
n = 3p.(Ave.)
Room temperature

OS-CON DATA SHEET

OSCON™ SVP series

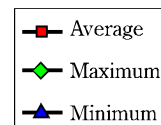
SANYO

Test item Endurance (After V.P.S test)	Test temperature 105 deg.C	Model 16SVP330M
	Applied voltage 16 V	Lot No. 060202471



Note: n =30p.

V.P.S test conditions : 230deg.Cx75sx2times
(V.P.S = Vapor Phase Soldering method)



Start on June 20, 2000	Executed by M. Koyama	
End on September 11, 2000	Drawn by S. Kodera	No.OS02D-DESV056

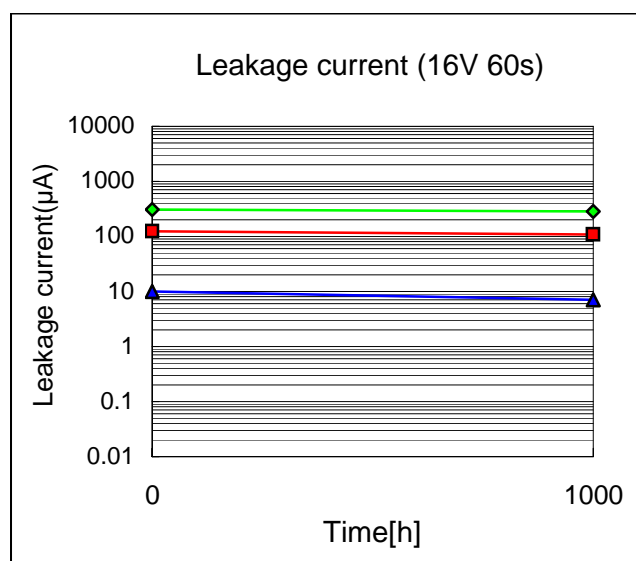
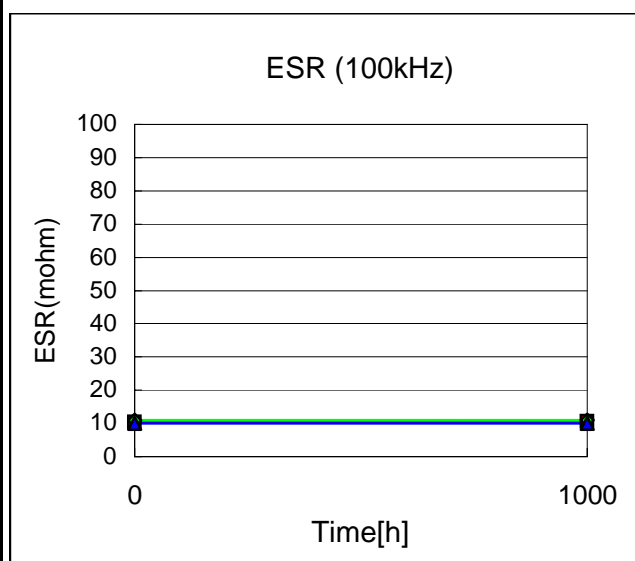
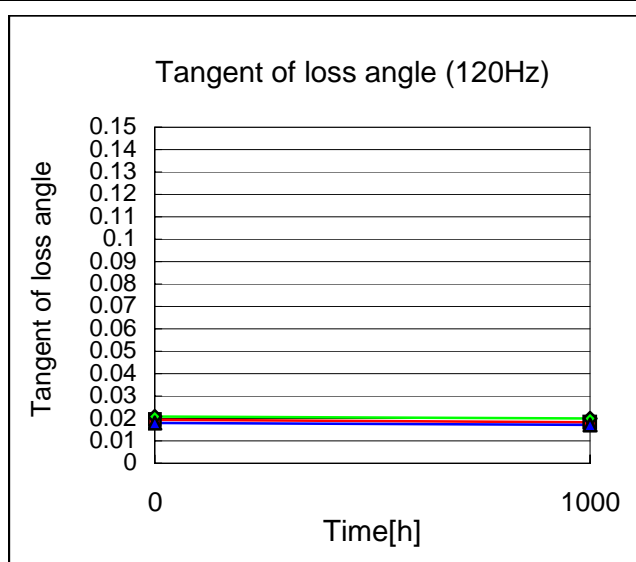
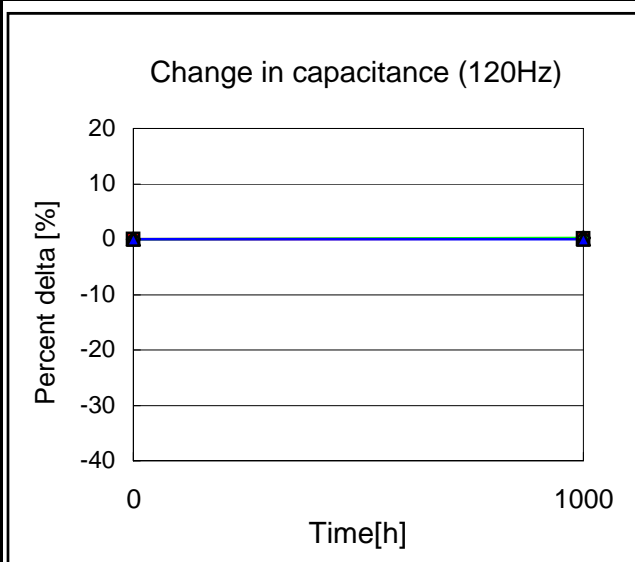
OS Engineering Department., OS-CON Control Department, Saga SANYO Industries Co., Ltd.

OS-CON DATA SHEET

OSCON™ SVP series


SANYO

Test item Damp heat (Steady state) (After V.P.S test)	Test temperature 60 deg.C	Model 16SVP330M
	Test humidity 90% RH	Lot No. 060202471



Note: n =20p.

V.P.S test conditions : 230deg.Cx75sx2times
(V.P.S = Vapor Phase Soldering method)



Start on June 15, 2000	Executed by M. Koyama	
End on July 27, 2000	Drawn by M. Kimura	No.OS02D-DHSVP056
OS Engineering Department, OS-CON Control Department, Saga SANYO Industries Co., Ltd.		