

9939 Via Pasar | San Diego, CA 92126
 TEL: (858) 621-2700 | FAX: (858) 621-2722
 URL: www.zcomm.com
 EMAIL: applications@zcomm.com

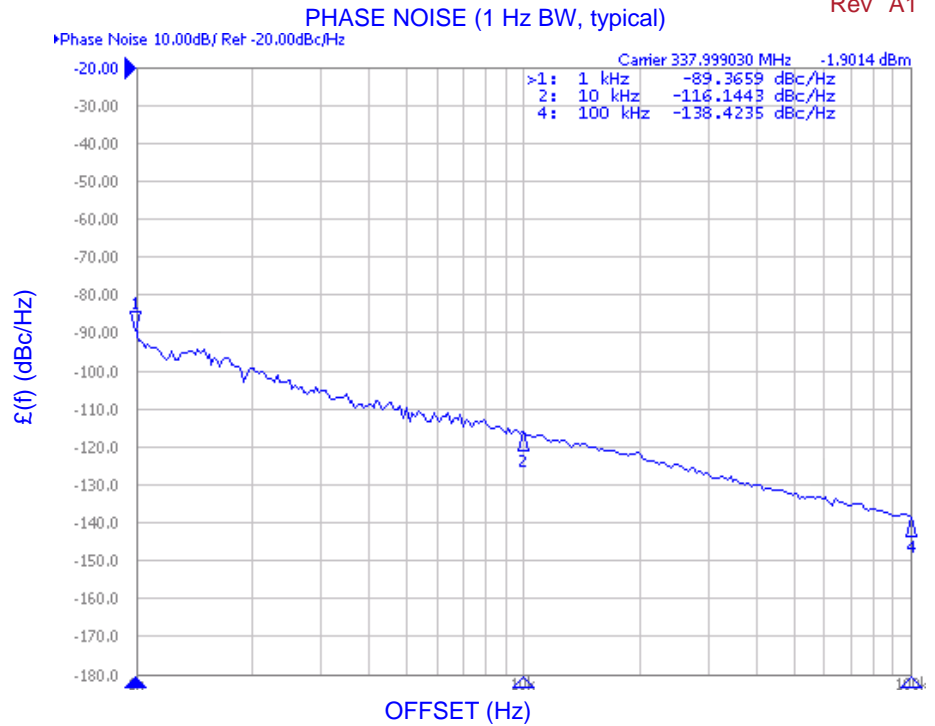
Voltage-Controlled Oscillator Surface Mount Module

Applications

- Satellite Modems
- Mobile Radios
- Test Equipment

Application Notes

- AN-101: Mounting and Grounding
- AN-102: Output Loading
- AN-107: Manual Soldering



Performance Specifications

	Min	Typ	Max	Units
Oscillation Frequency Range	338		338	MHz
Phase Noise @ 10 kHz offset (1 Hz BW)		-110		dBc/Hz
Harmonic Suppression (2nd)		-13	-12	dBc
Tuning Voltage	0		2	Vdc
Tuning Sensitivity (avg.)		11		MHz/V
Power Output	0	3	6	dBm
Load Impedance		50		Ω
Input Capacitance			250	pF
Pushing			1	MHz/V
Pulling (14 dB Return Loss, Any Phase)			1	MHz
Operating Temperature Range	-40		85	$^{\circ}\text{C}$
Package Style	MINI-16M			

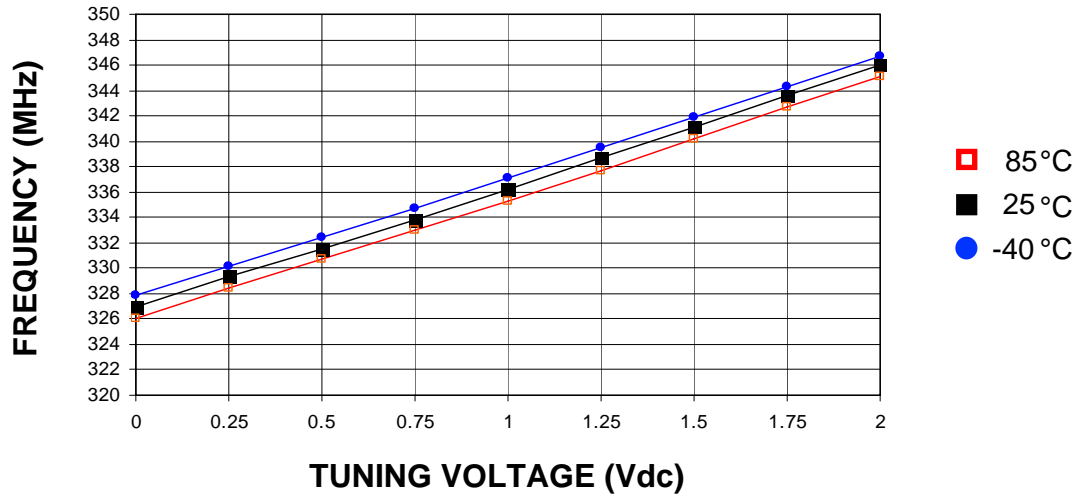
Power Supply Requirements

	Min	Typ	Max	Units
Supply Voltage (Vcc, nom.)		3.3		Vdc
Supply Current (Icc)		17	21	mA

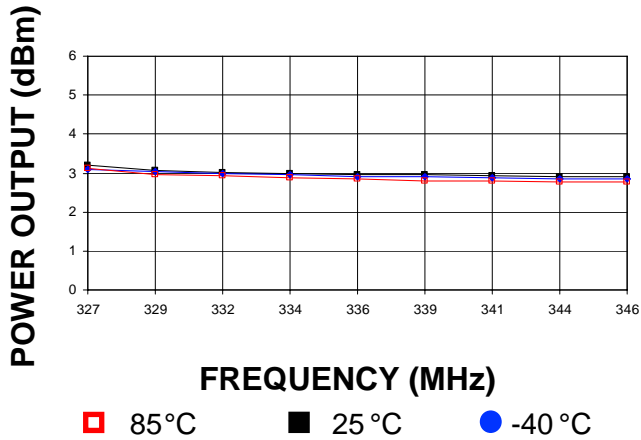
Additional Notes

Pin 4 is no connect or ground.

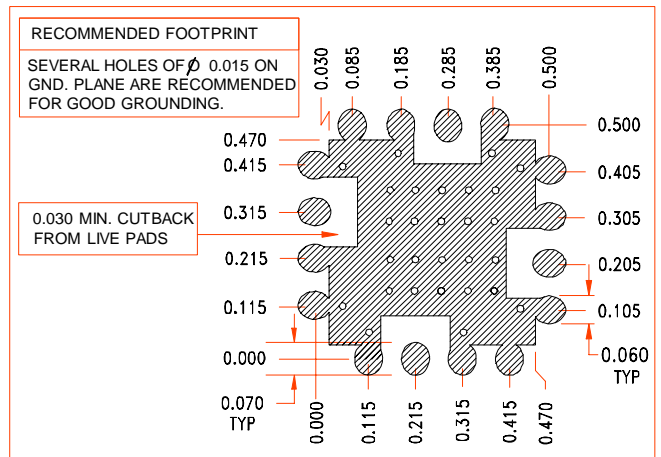
Tuning Curve, typ.



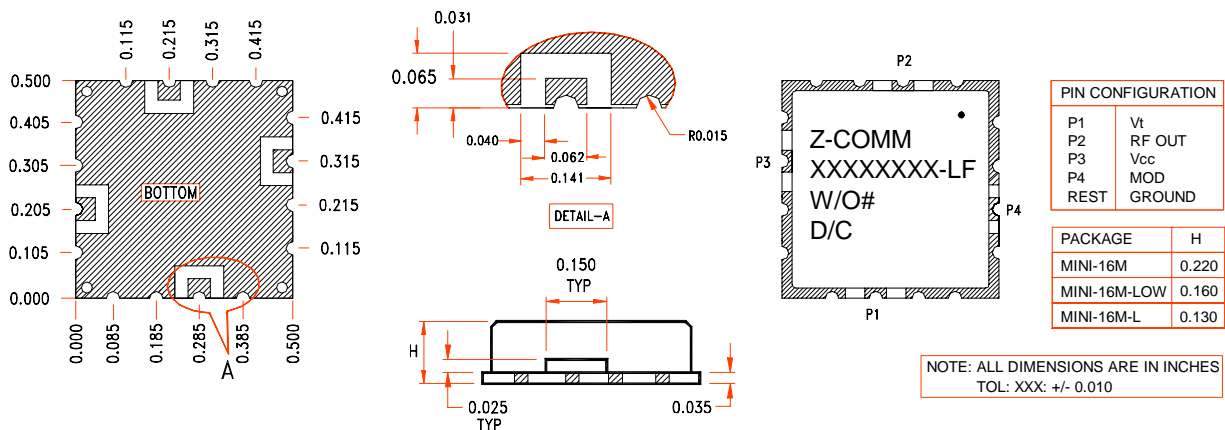
Power Curve, typ.



Footprint



Physical Dimensions



LFSuffix = RoHS Compliant. All specifications are subject to change without notice.