

**PLEASE CHECK WWW.MOLEX.COM FOR LATEST PART INFORMATION**

**Part Number:** [0399400413](#)  
**Status:** **Active**  
**Description:** 5.08mm (.200") Pitch Beau™ EuroMate™ Pluggable PCB Terminal Block, Dual Level, 90° Wire Entry, with Retention Screws, 13 Circuits

**Documents:**

[Drawing \(PDF\)](#) [RoHS Certificate of Compliance \(PDF\)](#)  
[Product Specification PS-39940-001 \(PDF\)](#)

**Agency Certification**

UL E48521

**General**

Product Family	Terminal Blocks
Series	<a href="#">39940</a>
Application	Wire-to-Board
Comments	Gold plating available
Component Type	Plug
Product Literature Order No	USA-264
Product Name	EuroMate™ Pluggable
Type	Euro Block

**Physical**

Circuits (Loaded)	13
Color - Resin	Black
Entry Angle	Horizontal
Flammability	94V-0
Lock to Mating Part	Yes
Material - Resin	Nylon
Number of Rows	2
Orientation	Vertical
PCB Retention	N/A
Panel Mount	No
Pitch - Mating Interface (in)	0.200 In
Pitch - Mating Interface (mm)	5.08 mm
Pitch - Term. Interface (in)	0.200 In
Pitch - Term. Interface (mm)	5.08 mm
Polarized to Mating Part	Yes
Shrouded	Tri-Barrier
Stackable	No
Temperature Range - Operating	130°C
Termination Interface: Style	Screw or Lug
Wire Size AWG	12, 14, 16, 18, 20, 22
Wire Size mm²	0.50 - 2.50

**Electrical**

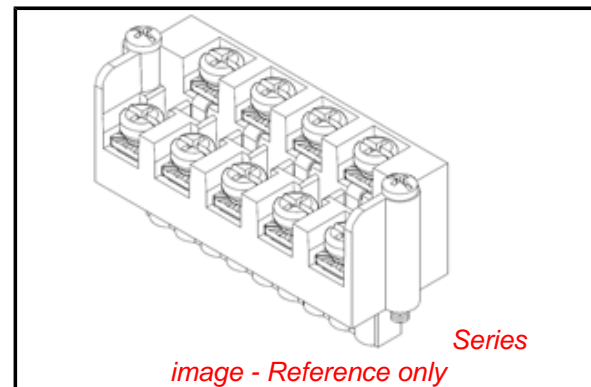
Current - Maximum per Contact	15A
Voltage - Maximum	300V

**Material Info**

Old Part Number	946813
-----------------	--------

**Reference - Drawing Numbers**

Product Specification	PS-39940-001
Sales Drawing	SD-39940-002



**EU RoHS**

**ELV and RoHS  
Compliant**  
**REACH SVHC**  
 Not Reviewed  
**Halogen-Free  
Status**  
 Not Reviewed

**China RoHS**



**Need more information on product environmental compliance?**

Email [productcompliance@molex.com](mailto:productcompliance@molex.com)  
 For a multiple part number RoHS Certificate of Compliance, [click here](#)

Please visit the [Contact Us](#) section for any non-product compliance questions.

**Search Parts in this Series**

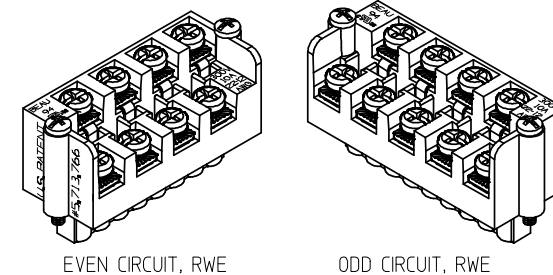
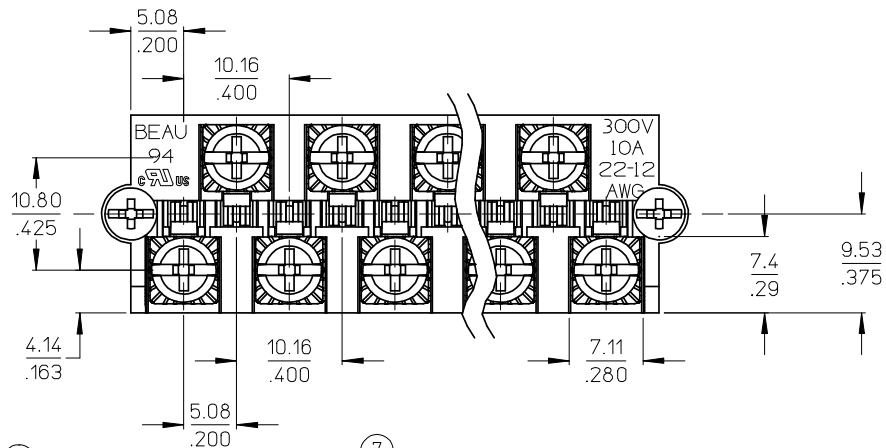
[39940Series](#)

**Mates With**

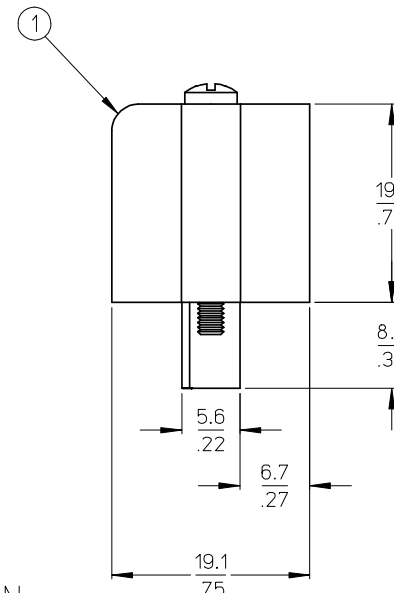
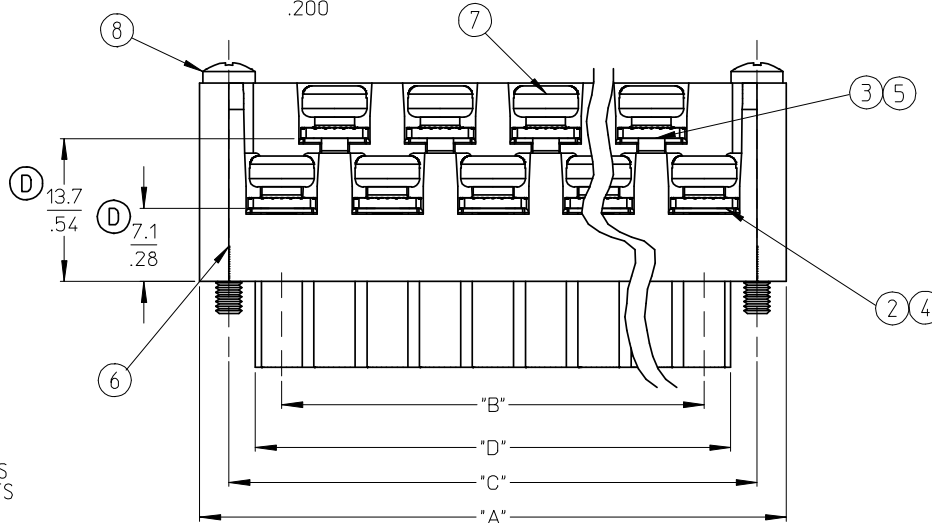
[39535-0013](#) , [39535-4013](#) , [39536-0013](#) , [39536-4013](#)

This document was generated on 05/13/2010

**PLEASE CHECK [WWW.MOLEX.COM](http://WWW.MOLEX.COM) FOR LATEST PART INFORMATION**



AUXILIARY VIEWS  
SCALE 1:1



NOTES:

1. MATERIAL: SEE TABLE
2. FINISHES: SEE TABLE
3. PRODUCT SPECIFICATION: NOT REQUIRED
4. PACKAGING: NOT REQUIRED
5. MATES WITH: MOST 5.08 (.200) PIN HEADERS
6. "XX" REFERS TO THE QUANTITY OF CIRCUITS
7. ROHS COMPLIANT

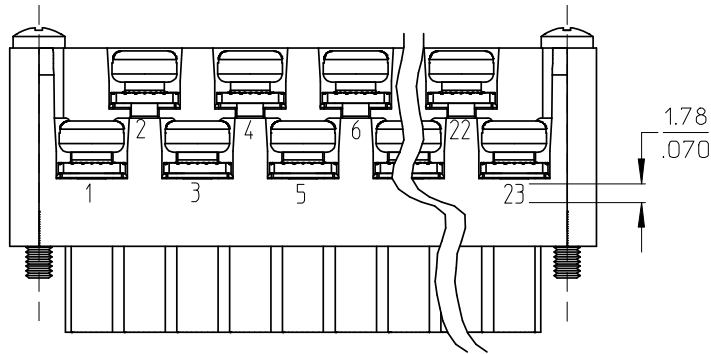


ODD CIRCUIT CONFIGURATION SHOWN

8	2	2	SCREW, MOUNTING, M2.5 X .450	STEEL	ZINC CHROMATE
7	XX	XX	SCREW, M3.5 X .280	STEEL	ZINC CHROMATE
6	XX	XX	NUT, M3.5, HEX	STEEL	ZINC CHROMATE
5	XX/2	(XX-1/2)	REAR ROW TERMINAL (-G30 OPT.)	PHOS. BRONZE	SELECTIVE GOLD
4	XX/2	(XX+1/2)	FRONT ROW TERMINAL (-G30 OPT.)	PHOS. BRONZE	SELECTIVE GOLD
3	XX/2	(XX-1/2)	REAR ROW TERMINAL	PHOS. BRONZE	HOT TIN DIP
2	XX/2	(XX+1/2)	FRONT ROW TERMINAL	PHOS. BRONZE	HOT TIN DIP
1	1	1	BARRIER	THERMOPLASTIC	BLACK
ITEM	QTY. (EVEN NO. OF CIRCUITS)	QTY. (ODD NO. OF CIRCUITS)	DESCRIPTION	MATERIAL	FINISH

REVISED & REDRAWN EC NO: WNA2008-0391 DRWN: JENC INAS 2008/07/01 CHKD: CYORK 2008/07/02 APPR: JMACNEIL 2008/07/07 REV DESCRIPTION	QUALITY SYMBOLS	GENERAL TOLERANCES (UNLESS SPECIFIED)	DIMENSION STYLE	SCALE	DESIGN UNITS	THIRD ANGLE PROJECTION
	▼=0 ▽=0	4 PLACES ± --- ± --- 3 PLACES ± --- ± .005 2 PLACES ± 0.13 ± .01 1 PLACE ± 0.3 ± ---	MM/IN	2:1	INCH	
	DRAWN BY DATE		TITLE		MOLEX INCORPORATED SD-39940-002	
	C. YORK 2004/03/18		5.08/.200 PLUG ASSY, RWE WITH STD. MOUNTING ENDS (9468XX)			
APPROVED BY DATE		MATERIAL NO.		DOCUMENT NO.		SHEET NO.
G. ROBERTSON 2004/03/18		SEE SHEET 2		SD-39940-002		1 OF 2
DRAFT WHERE APPLICABLE MUST REMAIN WITHIN DIMENSIONS						
THIS DRAWING CONTAINS INFORMATION THAT IS PROPRIETARY TO MOLEX INCORPORATED AND SHOULD NOT BE USED WITHOUT WRITTEN PERMISSION						

NO. OF CIRC. "XX"	"A"		"B"		"C"		"D" <sup>+0.00</sup> <sub>-.25</sub> [ <sup>+0.000</sup> <sub>-.010</sub> ]		MATERIAL NO. (STANDARD)	MATERIAL NO. (-G30 OPT.)	MATERIAL NO. (-10A OPT.)
03	25.9	[1.02]	10.16	[.400]	20.32	[.800]	15.2	[.60]	399400403		
04	31.0	[1.22]	15.24	[.600]	25.40	[1.000]	20.3	[.80]	399400404	399410404	
05	36.1	[1.42]	20.32	[.800]	30.48	[1.200]	25.4	[1.00]	399400405		
06	41.1	[1.62]	25.40	[1.000]	35.56	[1.400]	30.5	[1.20]	399400406		
07	46.2	[1.82]	30.48	[1.200]	40.64	[1.600]	35.6	[1.40]	399400407		
08	51.3	[2.02]	35.56	[1.400]	45.72	[1.800]	40.6	[1.60]	399400408		
09	56.4	[2.22]	40.64	[1.600]	50.80	[2.000]	45.7	[1.80]	399400409		
10	61.5	[2.42]	45.72	[1.800]	55.88	[2.200]	50.8	[2.00]	399400410		
11	66.5	[2.62]	50.80	[2.000]	60.96	[2.400]	55.9	[2.20]	399400411		
12	71.6	[2.82]	55.88	[2.200]	66.04	[2.600]	61.0	[2.40]	399400412	399410412	
13	76.7	[3.02]	60.96	[2.400]	71.12	[2.800]	66.0	[2.60]	399400413		
14	81.8	[3.22]	66.04	[2.600]	76.20	[3.000]	71.1	[2.80]	399400414		399490014
15	86.9	[3.42]	71.12	[2.800]	81.28	[3.200]	76.2	[3.00]	399400415		
16	91.9	[3.62]	76.20	[3.000]	86.36	[3.400]	81.3	[3.20]	399400416	399410416	
17	97.0	[3.82]	81.28	[3.200]	91.44	[3.600]	86.4	[3.40]	399400417		
18	102.1	[4.02]	86.36	[3.400]	96.52	[3.800]	91.4	[3.60]	399400418		
19	107.2	[4.22]	91.44	[3.600]	101.60	[4.000]	96.5	[3.80]	399400419	399410419	
20	112.3	[4.42]	96.52	[3.800]	106.68	[4.200]	101.6	[4.00]	399400420	399410420	
21	117.3	[4.62]	101.60	[4.000]	111.76	[4.400]	106.7	[4.20]	399400421		
22	122.4	[4.82]	106.68	[4.200]	116.84	[4.600]	111.8	[4.40]	399400422		
23	127.5	[5.02]	111.76	[4.400]	121.92	[4.800]	116.8	[4.60]	399400423		
24	132.6	[5.22]	116.84	[4.600]	127.00	[5.000]	121.9	[4.80]	399400424		



OPTIONAL  
10A IMPRINTING  
(ODD CIRCUIT CONFIGURATION SHOWN)

SEE SHEET ONE EC NO: WNA2008-0391 DRWN: JENCINAS 2008/07/01 CHKD: 2008/07/02 APPR: JMACNEIL 2008/07/07	QUALITY SYMBOLS	GENERAL TOLERANCES (UNLESS SPECIFIED)		DIMENSION STYLE		SCALE	DESIGN UNITS	THIRD ANGLE PROJECTION		
	▼=0 ▽=0	mm	INCH	MM/IN		2:1	INCH			
		4 PLACES ± ---	± ---	DRAWN BY C. YORK		DATE 2004/03/18	TITLE			
		3 PLACES ± ---	± .005	CHECKED BY R. STONE		DATE 2004/03/18	5.08/.200 PLUG ASSY, RWE WITH STD. MOUNTING ENDS (9468XX)			
	2 PLACES ± 0.13	± .01	APPROVED BY G. ROBERTSON		DATE 2004/03/18	MOLEX INCORPORATED				
	1 PLACE ± 0.3	± ---	MATERIAL NO.		SEE CHART	DOCUMENT NO.		SHEET NO.		
	ANGULAR ± 2 °	DRAFT WHERE APPLICABLE MUST REMAIN WITHIN DIMENSIONS		SIZE B		SD-39940-002		2 OF 2		
THIS DRAWING CONTAINS INFORMATION THAT IS PROPRIETARY TO MOLEX INCORPORATED AND SHOULD NOT BE USED WITHOUT WRITTEN PERMISSION										