



# Backlight Inductors – DO1607B Series



Part number <sup>1</sup>	L <sup>2</sup> ±20% (mH)	DCR <sup>3</sup> max (Ohms)	Insulation core-winding (MOhms)	Isat <sup>4</sup> (mA)	Irms <sup>5</sup> (mA)
DO1607B-105ML_	1.0	19	>10	100	150
DO1607B-155ML_	1.5	21	>10	75	140
DO1607B-225ML_	2.2	42	>10	60	100
DO1607B-335ML_	3.3	52	>10	50	90
DO1607B-475ML_	4.7	80	>10	45	75
DO1607B-685ML_	6.8	125	>10	40	60

1. When ordering, please specify **termination** and **packaging** codes:

**DO1607B-685ML C**

**Termination:** L = RoHS compliant gold over nickel over moly-manganese.  
**Special order:** T = RoHS tin-silver-copper (95.5/4/0.5) or  
 S = non-RoHS tin-lead (63/37).

**Packaging:** C = 7" machine-ready reel. EIA-481 embossed plastic tape  
 (750 parts per full reel).

B = Less than full reel. In tape, but not machine ready.  
 To have a leader and trailer added (\$25 charge), use  
 code letter C instead.

D = 13" machine-ready reel. EIA-481 embossed plastic tape  
 (2500 parts per full reel).

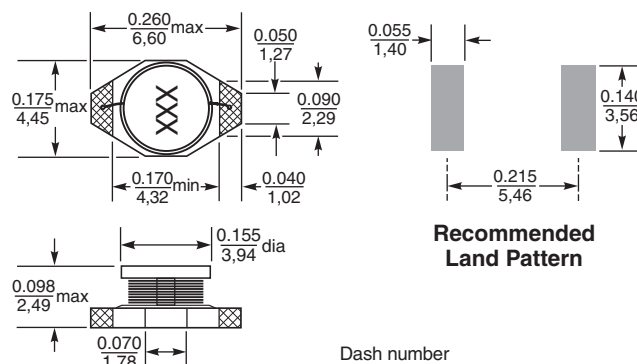
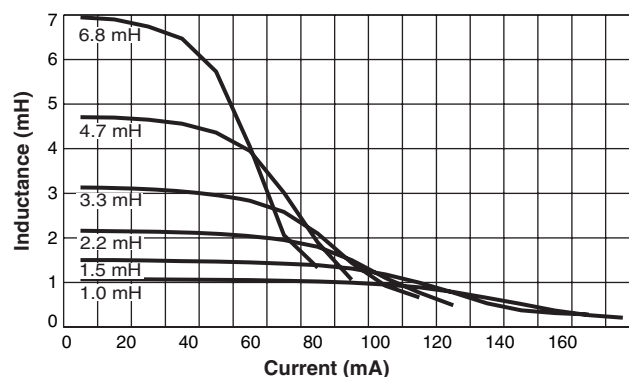
- Inductance tested at 0.1 Vrms, 100 kHz, 0 A<sub>dc</sub> on Agilent/HP 4192A.
- DCR tested on Cambridge Technology 510-A with Coilcraft CCF-859 fixture.
- DC current at which the inductance drops 10% (typ) from its value without current.
- Average current for a 40°C rise above 25°C ambient.
- Operating temperature -40°C to +85°C.
- Electrical specifications at 25°C.

The low profile DO1607B Series has the high breakdown voltage ratings required for backlight applications. Only 2,49 mm high, they have a footprint of 6,6 × 4,5 mm.

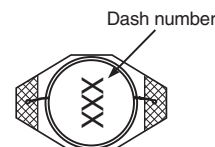
These inductors are constructed of high temperature materials that provide excellent heat deflection to prevent damage during solder reflow. Standard inductance values range from 1 to 6.8 mH and custom values are available to meet specific requirements.

Coilcraft **Designer's Kit C335** contains samples of each of the standard parts shown. To order, contact Coilcraft or visit <http://order.coilcraft.com>.

## Typical Inductance vs. Current



**Recommended  
Land Pattern**



Part marking since Feb. 2005. Parts manufactured  
 prior to that date may have color dots.  
 Visit [www.coilcraft.com/colrpwr.cfm](http://www.coilcraft.com/colrpwr.cfm) for details.

Dimensions are in  $\frac{\text{inches}}{\text{mm}}$

**Weight:** 0.12 – 0.13 g  
**Tape and reel:** 750/7" reel; 2500/13" reel 12 mm tape width  
 For packaging data see Tape and Reel Specifications section.

**Coilcraft**<sup>®</sup>

Specifications subject to change without notice.  
 Please check our website for latest information.

Document 204 Revised 01/24/05

1102 Silver Lake Road Cary, Illinois 60013 Phone 847/639-6400 Fax 847/639-1469  
 E-mail [info@coilcraft.com](mailto:info@coilcraft.com) Web <http://www.coilcraft.com>