

PLEASE CHECK WWW.MOLEX.COM FOR LATEST PART INFORMATION

Part Number: [0737700100](#)
Status: **Active**
Overview: [hdm](#)
Description: 2.00mm (.079") Pitch HDM® Board-to-Board Stacking Header, High Rise Vertical, SMC, Closed End Option, 72 Circuits

Documents:

[3D Model](#) [Product Specification PS-73780-999 \(PDF\)](#)
[Drawing \(PDF\)](#) [RoHS Certificate of Compliance \(PDF\)](#)

Agency Certification

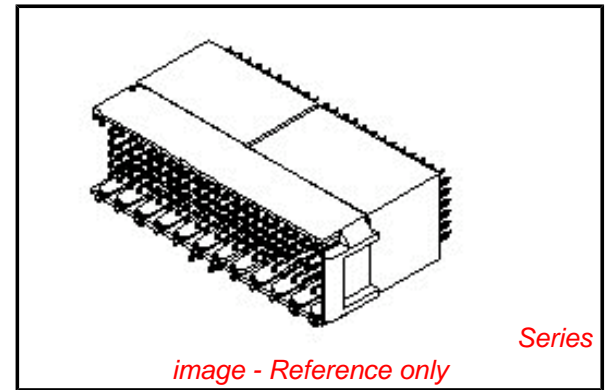
CSA LR19980
 UL E29179

General

Product Family Backplane Connectors
 Series [73770](#)
 Application Backplane, Mezzanine
 Component Type PCB Header
 MolexKits Yes
 Overview [hdm](#)
 Product Name HDM®
 Style N/A

Physical

Circuits (Loaded) 72
 Circuits (maximum) 72
 Color - Resin Black
 Durability (mating cycles max) 200
 First Mate / Last Break No
 Flammability 94V-0
 Guide to Mating Part No
 Keying to Mating Part None
 Material - Metal Phosphor Bronze
 Material - Plating Mating Gold
 Material - Plating Termination Tin-Lead
 Material - Resin High Temperature Thermoplastic
 Number of Columns 12
 Number of Pairs Open Pin Field
 Number of Rows 6
 Orientation Vertical
 PC Tail Length (in) 0.138 In
 PC Tail Length (mm) 3.50 mm
 PCB Locator No
 PCB Retention None
 PCB Thickness Recommended (in) 0.055 In
 PCB Thickness Recommended (mm) 1.40 mm
 Packaging Type Tube
 Pitch - Mating Interface (in) 0.079 In
 Pitch - Mating Interface (mm) 2.00 mm
 Plating min: Mating (µin) 30
 Plating min: Mating (µm) 0.75
 Plating min: Termination (µin) 15
 Plating min: Termination (µm) 0.375
 Polarized to PCB No
 Stackable Yes



EU RoHS

RoHS Compliant by Exemption

REACH SVHC

Contains SVHC: No

Halogen-Free

Status

Not Reviewed

China RoHS



Pb

Need more information on product environmental compliance?

Email productcompliance@molex.com
 For a multiple part number RoHS Certificate of Compliance, [click here](#)

Please visit the [Contact Us](#) section for any non-product compliance questions.

Search Parts in this Series

[73770Series](#)

Mates With

[73632 HDM PLUS® Board-to-Board Daughtercard Receptacle](#). [73780 HDM® Board-to-Board Daughtercard Receptacle](#)

Application Tooling | FAQ

Tooling specifications and manuals are found by selecting the products below. Crimp Height Specifications are then contained in the Application Tooling Specification document.

Global

Description	Product #
Flat Rock Tooling for Pneumatic Press	0622013700
HDM® Backplane Insertion Signal Contact Tool	0621001400
Extraction Tool	0621001000

Surface Mount Compatible (SMC)	Yes
Temperature Range - Operating	-55°C to +105°C
Termination Interface: Style	Through Hole - Compliant Pin

Electrical

Current - Maximum per Contact	1A
Data Rate	1.0 Gbps
Real Signals (per 25mm)	72
Voltage - Maximum	250V AC

Material Info

Reference - Drawing Numbers

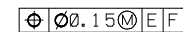
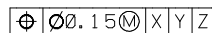
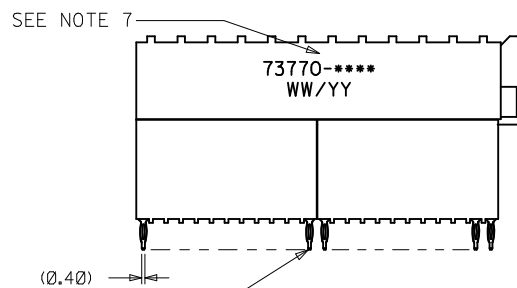
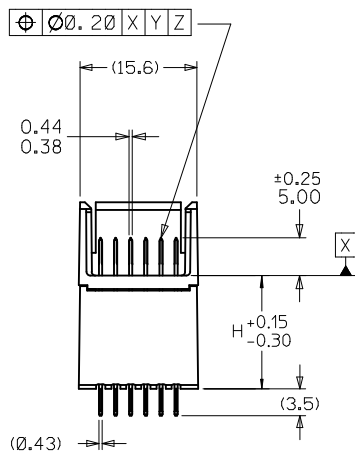
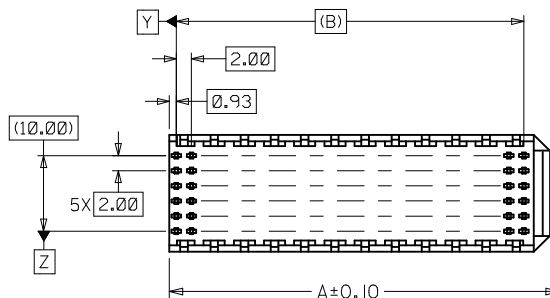
Packaging Specification	PK-70873-0870
Product Specification	PS-73780-999
Sales Drawing	SD-73770-001

HDM and High Density Metric are trademarks of Amphenol Corporation

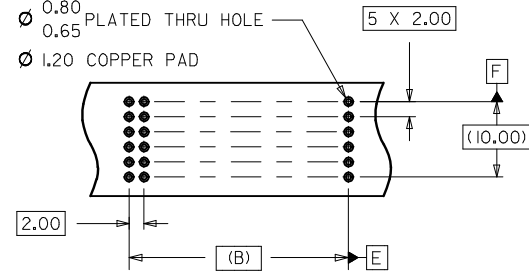
This document was generated on 06/07/2010

PLEASE CHECK WWW.MOLEX.COM FOR LATEST PART INFORMATION

ASSEMBLY P/N	TOTAL NUMBER OF SIGNAL CONTACTS	DIM "A"	DIM "B"	DIM "H"
73770-0100	72	27.6	22.00	15.05
73770-0200	72	27.6	22.00	6.05
73770-0300	72	27.6	22.00	10.05
73770-1100	144	51.6	46.00	15.05
73770-1200	144	51.6	46.00	6.05
73770-1300	144	51.6	46.00	10.05



- Ø 0.838 DRILL
- Ø 0.80 PLATED THRU HOLE
- Ø 0.65
- Ø 1.20 COPPER PAD



BACKPLANE HOLE PATTERN

NOTES:

1. MATERIALS: HOUSING-LIQUID CRYSTAL POLYMER (LCP), GLASS FILLED, UL94-0, COLOR: BLACK, TERMINAL - PHOSPHOR BRONZE
2. FINISH: SELECTIVE GOLD (Au) IN CONTACT AREA, 0.00076 MINIMUM THICKNESS; SELECTIVE TIN/LEAD (Sn/Pb) ON TAILS, NICKEL (Ni) OVERALL.
3. THIS PART CONFORMS TO MOLEX PRODUCT SPECIFICATION PS-73780-999.
4. THIS PART CONFORMS TO MOLEX COSMETIC SPECIFICATION PS-45499-002 CLASS C.
5. RECOMMENDED PCB THICKNESS: 2.50 MINIMUM.
6. PACKAGE PER PK-70873-0875.
7. PARTS MARKED WITH PART NUMBER AND DATE CODE APPROXIMATELY WHERE SHOWN.

REVISE DIM H TOL EC NO: UCP2008-3186 DRWN:SDANWELLEY 2008/07/29 CHK:MSIBARRA 2008/09/11 APPR:SMILLER 2008/09/16	QUALITY SYMBOLS ▽=0 ▽=0	GENERAL TOLERANCES (UNLESS SPECIFIED)		DIMENSION STYLE MM ONLY	SCALE 2:1	DESIGN UNITS METRIC	THIRD ANGLE PROJECTION
		4 PLACES ± --- ± --- 3 PLACES ± --- ± --- 2 PLACES ± 0.05 ± --- 1 PLACE ± 0.10 ± --- ANGULAR ± 1/2°	DRAWN BY JB INGHAM CHECKED BY SREED APPROVED BY CB IXLER MATERIAL NO. SEE TABLE	DATE 1997/03/07 DATE 1997/03/07 DATE 1997/03/07	TITLE SALES ASSEMBLY HDM BACKPLANE STACKING MOD CLOSED END OPT PRESSFIT	MOLEX INCORPORATED	DOCUMENT NO. SD-73770-001
DRAFT WHERE APPLICABLE MUST REMAIN WITHIN DIMENSIONS		THIS DRAWING CONTAINS INFORMATION THAT IS PROPRIETARY TO MOLEX INCORPORATED AND SHOULD NOT BE USED WITHOUT WRITTEN PERMISSION					