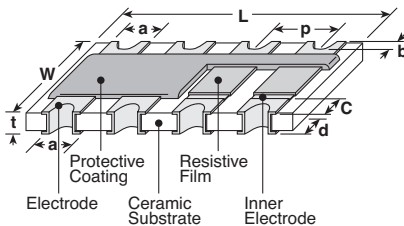


features

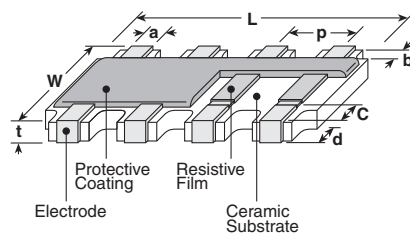
- Manufactured to type RK73Z standards
- Concave or convex terminations
- Less board space than individual chip
- Isolated jumper elements
- Marking: Concave and CNZ1F8K type has green body with no marking
Convex type has black body with white "000"
- Products with lead-free terminations meet EU RoHS requirements. Pb located in glass material, electrode and resistor element is exempt per Annex 1, exemption 5 of EU directive 2005/95/EC

dimensions and construction



CN Concave/ Square Corner

Size Code	Dimensions inches (mm)								
	L	W	C	d	t	a (top)	a (bot.)	b	p (ref.)
CN1J2	.063±.006 (1.6±0.15)	.063±.004 (1.6±0.1)	.012±.008 (0.3±0.2)	.016±.006 (0.4±0.15)					
CN1J4	.126±.008 (3.2±0.2)								
CN1J8	.252±.008 (6.4±0.2)								
CN2A2	.100±.008 (2.54±0.2)	.079±.008 (2.0±0.2)	.016±.008 (0.4±0.2)		.024±.004 (0.6±0.1)				.006±.004 (0.15±0.1)
CN2A4	.200±.008 (5.08±0.2)								
CN2B2	.100±.008 (2.54±0.2)	.126±.008 (3.2±0.2)	.020±.012 (0.5±0.3)						
CN2B4	.200±.008 (5.08±0.2)								



CN ___K Convex/Square Corner

CN ___A Convex/Scalloped Corner

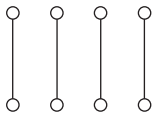
Size Code	Dimensions inches (mm)								
	L	W	C	d	t	a (ref.)	b (ref.)	p (ref.)	
CN1H2	.031±.004 (0.8±0.1)	.024±.004 (0.6±0.1)	.006±.004 (0.15±0.1)	.006 max. (0.15±0.1)	.014±.004 (0.35±0.1)	.014±.004 (0.3±0.1)	—	.020 (0.5)	
CN1H4	.055±.004 (1.4±0.1)	.024±.003 (0.6±0.08)	.004±.003 (0.1±0.08)	.008±.003 (0.2±0.08)		.008±.004 (0.2±0.1)	—	.016 (0.4)	
CN1E2	.039±.004 (1.0±0.1)	.039±.004 (1.0±0.1)	.006±.004 (0.15±0.1)	.010 max. (0.25±0.1)		.013±.004 (0.33±0.1)	.007±.002 (0.17±0.05)	.026 (0.65)	
CN1E4	.079±.004 (2.0±0.1)	.039±.004 (1.0±0.1)	.006±.008 (0.15±0.2)	.010 max. (0.25±0.2)		.008±.006 (0.3±0.15)	.006±.004 (0.15±0.1)	.020 (0.5)	
CN1J2	.063±.006 (1.6±0.15)					.024±.006 (0.6±0.15)			
CN1J4	.126±.006 (3.2±0.15)	.063±.006 (1.6±0.15)	.012±.008 (0.3±0.2)	.016±.004 (0.25±0.1)	.020±.004 (0.5±0.1)	.020±.006 (0.5±0.15)	.014±.004 (0.3±0.1)	.031 (0.8)	
CN1J4	.126±.006 (3.2±0.15)					.020±.006 (0.5±0.15)			
CN2B4	.201±.008 (5.1±0.2)	.122±.008 (3.1±0.2)	.020±.008 (0.5±0.2)	.014±.006 (0.35±0.15)	.022±.004 (0.55±0.1)	.031±.008 (0.8±0.2)	.018±.006 (0.45±0.1)	.050 (1.27)	
CN1F8K CN1FN8K	.200±.008 (3.8±0.1)	.063±.004 (1.6±0.1)	.012±.004 (0.3±0.1)	.012±.004 (0.3±0.1)	.018±.006 (0.45±0.1)	.014±.004 (0.3±0.1)	.006 (0.15)	.020 (0.5)	

ordering information

New Part #	CNZ	1J	4	A	T	TD
	Type	Size	Elements	Terminal Style	Termination Material	Packaging
		1H 1E 1F 1J 2A 2B	2 4 8	Blank: Concave A: Convex/scalloped K: Convex/square	T: Sn (Other termination styles may be available, please contact factory for options)	TD: 7" paper tape TE: 7" embossed plastic TDD: 10" paper tape

For further information on packaging, please refer to Appendix A.

circuit schematic

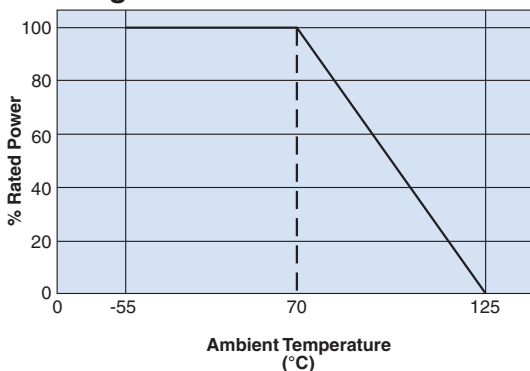


applications and ratings

Part Designation	Current Rating @ 70°C (Per Element)	Surge Current Rating (For < 1 Sec.)	Maximum Resistance	Operating Temperature Range
CNZ1H2K	0.5 Amps	1.0 Amps	50mΩ	-55°C to +125°C
CNZ1H4K				
CNZ1E2K				
CNZ1E4K				
CNZ1J2/CNZ1J2K		2.0 Amps		
CNZ1J4/CNZ1J4A/CNZ1J4K				
CNZ1J8	1.0 Amps	3.0 Amps		
CNZ2A2				
CNZ2A4				
CNZ2B2		4.0 Amps		
CNZ2B4/CNZ2B4A				
CNZ1F8K	2.0 Amps			

environmental applications

Derating Curve



Specifications given herein may be changed at any time without prior notice. Please confirm technical specifications before you order and/or use.

1/08/09