

PLEASE CHECK WWW.MOLEX.COM FOR LATEST PART INFORMATION

Part Number: [0022122211](#)
Status: **Active**
Description: 2.54mm (.100") Pitch KK® Wire-to-Board Header, Single Row, Right Angle, 21 Circuits, PA Polyamide Nylon, Gold (Au) Plating

Documents:

[3D Model](#) [Product Specification PS-10-07 \(PDF\)](#)
[Drawing \(PDF\)](#) [RoHS Certificate of Compliance \(PDF\)](#)

Agency Certification

CSA LR19980
 UL E29179

General

Product Family PCB Headers
 Series [4094](#)
 Application Board-to-Board, Wire-to-Board
 Product Name KK®

Physical

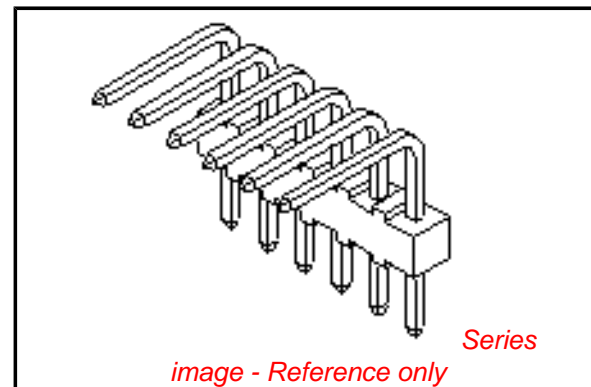
Breakaway No
 Circuits (Loaded) 21
 Circuits (maximum) 21
 Color - Resin Natural (White)
 Durability (mating cycles max) 100
 Flammability 94V-0
 Glow-Wire Compliant No
 Lock to Mating Part None
 Material - Metal Brass
 Material - Plating Mating Gold
 Material - Resin Nylon
 Number of Rows 1
 Orientation Right Angle
 PC Tail Length (in) 0.124 In
 PC Tail Length (mm) 3.15 mm
 PCB Locator No
 PCB Retention None
 PCB Thickness Recommended (in) 0.062 In
 PCB Thickness Recommended (mm) 1.60 mm
 Packaging Type Bag
 Pitch - Mating Interface (in) 0.100 In
 Pitch - Mating Interface (mm) 2.54 mm
 Polarized to Mating Part No
 Polarized to PCB No
 Shrouded No
 Stackable Yes
 Surface Mount Compatible (SMC) No
 Temperature Range - Operating 0°C to +75°C
 Termination Interface: Style Through Hole

Electrical

Current - Maximum per Contact 4A
 Voltage - Maximum 250V

Solder Process Data

Duration at Max. Process Temperature (seconds) 5
 Lead-free Process Capability Wave Capable (TH only)



EU RoHS

ELV and RoHS Compliant
REACH SVHC
 Not Reviewed
Halogen-Free Status
Not Reviewed

China RoHS



Need more information on product environmental compliance?

Email productcompliance@molex.com
 For a multiple part number RoHS Certificate of Compliance, [click here](#)

Please visit the [Contact Us](#) section for any non-product compliance questions.

Search Parts in this Series

[4094Series](#)

Mates With

[2695](#) , [6471](#) , [7880](#) , [4455](#) , [7720](#)

Max. Cycles at Max. Process Temperature	1
Process Temperature max. C	235

Material Info

Old Part Number	A-4094-21A501
-----------------	---------------

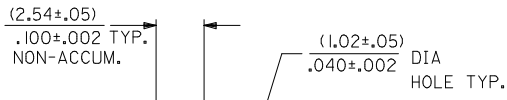
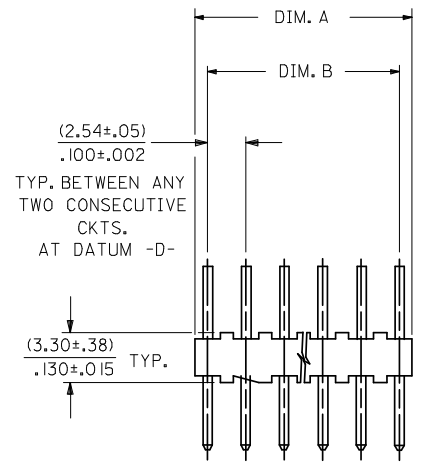
Reference - Drawing Numbers

Product Specification	PS-10-07
Sales Drawing	SDA-4094

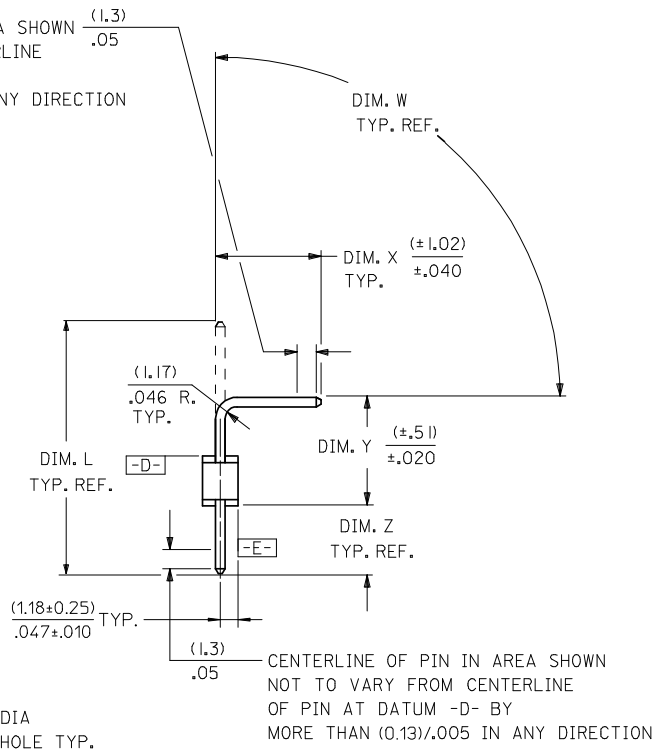
This document was generated on 04/12/2010

PLEASE CHECK WWW.MOLEX.COM FOR LATEST PART INFORMATION

CENTERLINE OF PIN IN AREA SHOWN
NOT TO VARY FROM CENTERLINE
OF PIN AT DATUM -E- BY
MORE THAN (0.20)/.008 IN ANY DIRECTION



PCB LAYOUT: COMPONENT SIDE
TYPICAL PCB THICKNESS: (1.57)/.062



NOTES:

- MATERIAL: NYLON, UL 94V-0, COLOR: WHITE
- FINISH:
 - (102) OVERALL TIN: 0.00508/0.00200 MIN. OVER COPPER UNDERPLATE: 0.00254/0.00100 MIN.
 - (103) OVERALL TIN: 0.00508/0.00200 MIN. OVER COPPER UNDERPLATE: 0.00127/0.00050 MIN.
 - (501) OVERALL GOLD: 0.00051/0.00020 MIN. OVER NICKEL UNDERPLATE: 0.00076/0.00030 MIN.
 - (503) OVERALL GOLD: 0.00076/0.00030 MIN. OVER NICKEL UNDERPLATE: 0.00127/0.00050 MIN.
 - (508) OVERALL GOLD: 0.00076/0.00030 MIN. OVER NICKEL UNDERPLATE: 0.00076/0.00030 MIN.
 - (516) OVERALL GOLD: 0.00025/0.00010 MIN. OVER NICKEL UNDERPLATE: 0.00076/0.00030 MIN.
- PARTS CONFORM TO PRODUCT SPECIFICATION PS-10-07.
- PACKAGING INFORMATION: SEE LEGEND.
- PINS MUST CONFORM TO SOLDERABILITY SPECIFICATION SMES-152.
- PIN PUSHOUT FORCE: 2 LBS. MIN.
- PARTS ARE STACKABLE END TO END AND SIDE TO SIDE ON (2.54)/.100 CENTERS.
- THE PRIMARY SHIPPING CARTON WILL BE LABELED, "COMPLIANT TO RoHS DIRECTIVE 2002/95/EC AND ELV ANNEX II OF DIRECTIVE 2000/53/EC." CARTONS WITHOUT THIS LABEL MAY CONTAIN PRODUCT WITH TIN-LEAD PLATING.
- PARTS CONFORM TO CLASS B REQUIREMENTS OF COSMETIC SPECIFICATION PS-45499-002.

A-4094-N * * *
NO. OF CKTS. * * *
VERSION * * *
LETTER CHANGES WHEN PIN NO. OR PRESS DIM. CHANGES.
PLATING CODE * * *
SEE NOTE 2

SECONDARY OPERATIONS	
CODE	PACKAGE
BLANK	BULK PER PK-4094-001
A	PK-40873-0020

CKTS. NO. OF	DIM. B	DIM. A
2	.100 ± .002 (2.54 ± .05)	.190 ± .008 (4.83 ± .20)
3	.200 ± .005 (5.08 ± .13)	.290 ± .008 (7.37 ± .20)
4	.300 ± .005 (7.62 ± .13)	.390 ± .008 (9.91 ± .20)
5	.400 ± .005 (10.16 ± .13)	.490 ± .008 (12.45 ± .20)
6	.500 ± .006 (12.70 ± .15)	.590 ± .009 (14.99 ± .23)
7	.600 ± .006 (15.24 ± .15)	.690 ± .009 (17.53 ± .23)
8	.700 ± .006 (17.78 ± .15)	.790 ± .009 (20.07 ± .23)
9	.800 ± .007 (20.32 ± .18)	.890 ± .010 (22.61 ± .25)
10	.900 ± .007 (22.86 ± .18)	.990 ± .010 (25.15 ± .25)
11	1.000 ± .007 (25.40 ± .18)	1.090 ± .010 (27.69 ± .25)
12	1.100 ± .008 (27.94 ± .20)	1.190 ± .011 (30.23 ± .28)
13	1.200 ± .008 (30.48 ± .20)	1.290 ± .011 (32.77 ± .28)
14	1.300 ± .008 (33.02 ± .20)	1.390 ± .011 (35.31 ± .28)
15	1.400 ± .008 (35.56 ± .20)	1.490 ± .011 (37.85 ± .28)
16	1.500 ± .008 (38.10 ± .20)	1.590 ± .011 (40.39 ± .28)
17	1.600 ± .009 (40.64 ± .23)	1.690 ± .012 (42.93 ± .30)
18	1.700 ± .009 (43.18 ± .23)	1.790 ± .012 (45.47 ± .30)
19	1.800 ± .009 (45.72 ± .23)	1.890 ± .012 (48.01 ± .30)
20	1.900 ± .009 (48.26 ± .23)	1.990 ± .012 (50.55 ± .30)
21	2.000 ± .010 (50.80 ± .25)	2.090 ± .013 (53.09 ± .33)
22	2.100 ± .010 (53.34 ± .25)	2.190 ± .013 (55.63 ± .33)
23	2.200 ± .010 (55.88 ± .25)	2.290 ± .013 (58.17 ± .33)
24	2.300 ± .010 (58.42 ± .25)	2.390 ± .013 (60.71 ± .33)
25	2.400 ± .011 (60.96 ± .28)	2.490 ± .014 (63.25 ± .36)
26	2.500 ± .011 (63.50 ± .28)	2.590 ± .014 (65.79 ± .36)
27	2.600 ± .011 (66.04 ± .28)	2.690 ± .014 (68.33 ± .36)
28	2.700 ± .011 (68.58 ± .28)	2.790 ± .014 (70.87 ± .36)

14	AD1
13	AD1
12	AD1
11	AD1
10	AD1
9	AD1
8	AD1
7	AD1
6	AD1
5	AD1
4	AD1
3	AD1
2	AD1
1	AD3

ADD 1:18 DIMENSION EC NO: UCP2009-0323 DRWG/VERILL 2008/08/22 CHKD/HK/PPR 2008/08/26 APPR/FSM/LTH 2008/08/27 REV AD3	QUALITY SYMBOLS ▽=0 ▽=0	GENERAL TOLERANCES (UNLESS SPECIFIED) <table border="1"> <tr><th colspan="2">mm</th><th colspan="2">INCH</th></tr> <tr><td>4 PLACES ± ---</td><td>± ---</td><td>± ---</td><td>± ---</td></tr> <tr><td>3 PLACES ± ---</td><td>± .005</td><td>± ---</td><td>± ---</td></tr> <tr><td>2 PLACES ± 0.13</td><td>± .01</td><td>± ---</td><td>± ---</td></tr> <tr><td>1 PLACE ± 0.25</td><td>± ---</td><td>± ---</td><td>± ---</td></tr> </table> ANGULAR ±1/2°	mm		INCH		4 PLACES ± ---	± ---	± ---	± ---	3 PLACES ± ---	± .005	± ---	± ---	2 PLACES ± 0.13	± .01	± ---	± ---	1 PLACE ± 0.25	± ---	± ---	± ---	DIMENSION STYLE MM/IN SCALE --- INCH DESIGN UNITS INCH THIRD ANGLE PROJECTION	DRAWN BY KSS DATE 1984/09/10 CHECKED BY NP DATE 1984/09/10 APPROVED BY KJA DATE 1984/09/10	TITLE WAFER ASSY FLAT MINI KK (4030 WITH BENT PINS) 4094 SERIES DRAWING	SHEET NO. 1 OF 14
	mm		INCH																							
	4 PLACES ± ---	± ---	± ---	± ---																						
	3 PLACES ± ---	± .005	± ---	± ---																						
2 PLACES ± 0.13	± .01	± ---	± ---																							
1 PLACE ± 0.25	± ---	± ---	± ---																							
DRAFT WHERE APPLICABLE MUST REMAIN WITHIN DIMENSIONS	MATERIAL NO. SEE CHART SIZE C	DOCUMENT NO. SDA-4094	MOLEX MOLEX INCORPORATED	THIS DRAWING CONTAINS INFORMATION THAT IS PROPRIETARY TO MOLEX INCORPORATED AND SHOULD NOT BE USED WITHOUT WRITTEN PERMISSION	SHEET NO. 1 OF 14																					

	13	12	11	10	9	8	7	6	5	4	3	2	1					
J	ENG. NO.	PIN NO.	DIM. L	DIM. X	DIM. Z	DIM. Y	DIM. W	DIM. T	ENG. NO.	PIN NO.	DIM. L	DIM. X	DIM. Z	DIM. Y	DIM. W	DIM. T	J	
I	A-4094-NA102	2766-3(102)	(17.45) .687	(9.30) .366	(3.15) .124	(6.30) .248	90°	—	A-4094-NCM501	2766-1(501)	(14.22) .560	(4.47) .176	(5.92) .233	(5.11) .201	90°	—	I	
I	A-4094-NA501	2766-3(501)	(17.45) .687	(9.30) .366	(3.15) .124	(6.30) .248	90°	—	A-4094-NCN501	2766-53(501)	(20.85) .821	SEE SHT. 7			90°	—	I	
I	A-4094-NAB102	2766-40(102)	(23.80) .937	(14.99) .590	(3.78) .149	(6.30) .248	90°	—	A-4094-NCR501	2766-73(501)	(22.71) .894	(13.92) .548	(3.48) .137	(6.60) .260	90°	—	I	
I	A-4094-NAC102	2766-54(102)	(17.86) .703	(9.68) .381	(4.32) .170	(5.13) .202	90°	—	A-4094-NCS501	4166-74(501)	(31.24) 1.230	(22.23) .875	(3.71) .146	(6.60) .260	90°	—	I	
I	A-4094-NAJ102	2766-8(102)	(21.39) .842	(10.19) .401	(4.09) .161	(8.41) .331	90°	—	A-4094-NCV501	2766-28(501)	(15.88) .625	(7.65) .301	(3.23) .127	(6.30) .248	90°	—	I	
I	A-4094-NAL102	2766-8(102)	(21.39) .842	(12.47) .491	(3.91) .154	(6.30) .248	90°	—	A-4094-NCY508	SEE SHT. 8				90°	—	I		
H	A-4094-NAM102	2766-3(102)	(17.45) .687	(4.93) .194	(7.29) .287	(6.53) .257	90°	—	A-4094-NCZ501	2766-3(501)	(17.45) .687	(9.30) .366	(2.31) .091	(7.11) .280	90°	—	H	
H	A-4094-NAP102	2766-3(102)	(17.45) .687	(8.41) .331	(3.78) .149	(6.55) .258	90°	—	A-4094-NJ102	2766-28(102)	(15.88) .625	(6.63) .261	(3.02) .119	(9.73) .383	55°	—	H	
H	A-4094-NB102	2766-43(102)	(13.46) .530	(4.85) .191	(3.61) .142	(6.30) .248	90°	—	A-4094-NM102	2766-3(102)	(17.45) .687	(7.44) .293	(2.84) .112	(8.46) .333	90°	—	H	
G	A-4094-NBE102	2766-37(102)	(20.32) .800	(11.53) .454	(3.56) .140	(6.50) .256	90°	—	A-4094-NR102	2766-37(102)	(20.32) .800	(12.24) .482	(3.07) .121	(6.30) .248	90°	—	G	
G	A-4094-NBE501	2766-37(501)	(20.32) .800	(11.53) .454	(3.56) .140	(6.50) .256	90°	—	A-4094-NRG501	2766-53(501)	(20.85) .821	(12.32) .485	(3.53) .139	(6.30) .248	90°	—	G	
G	A-4094-NBF102	2766-4(102)	(18.69) .736	(9.30) .366	(2.79) .110	(7.87) .310	90°	—	A-4094-NW102	2766-37(102)	(20.32) .800	(9.30) .366	(3.61) .142	(8.71) .343	90°	—	G	
G	A-4094-NBF501	2766-4(501)	(18.69) .736	(9.30) .366	(2.79) .110	(7.87) .310	90°	—	A-4094-NZ102	2766-3(102)	(17.45) .687	(5.13) .202	(7.95) .313	(5.66) .223	90°	—	G	
F	A-4094-NBH102	2766-37(102)	(20.32) .800	(11.71) .461	(2.31) .091	(7.57) .298	90°	—	A-4094-NH102	2766-1(102)	(14.22) .560	(5.23) .206	(3.96) .156	(6.30) .248	90°	—	F	
F	A-4094-NBK103	4166-11(103)	(16.51) .650	(5.00) .197	(7.67) .302	(5.13) .202	90°	—	A-4094-NDA102	4166-38(102)	(27.00) 1.063	(9.30) .366	(3.15) .124	(15.82) .623	90°	—	F	
F	A-4094-NBJ102	2766-4(102)	(18.69) .736	(9.42) .371	(3.63) .143	(6.93) .273	90°	—	A-4094-NDB102	4166-30(102)	(30.48) 1.200	(9.30) .366	(3.07) .121	(19.38) .763	90°	—	F	
F	A-4094-NBJ501	2766-4(501)	(18.69) .736	(9.42) .371	(3.63) .143	(6.93) .273	90°	—	A-4094-NDC102	2766-40(102)	(23.80) .937	(12.70) .500	(3.15) .124	(9.22) .363	90°	—	F	
F	A-4094-NBL102	2766-8(102)	(21.39) .842	(3.81) .150	(3.05) .120	(17.60) .693	25°	—	A-4094-NA508	2766-3(508)	(17.45) .687	(9.30) .366	(3.15) .124	(6.30) .248	90°	—	F	
F	A-4094-NBM102	2766-28(102)	(15.88) .625	(5.79) .228	(4.06) .160	(6.30) .248	139°	—	A-4094-NDD102	2766-60(102)	(23.24) .915	(9.53) .375	(8.64) .340	(6.35) .250	90°	—	F	
F	A-4094-NBP102	2766-3(102)	(17.45) .687	(9.07) .357	(7.87) .310	(5.82) .229	105°	—	A-4094-NAR102	2766-26(102)	(14.99) .590	(4.06) .160	(8.03) .316	(4.09) .161	90°	—	F	
D	A-4094-NBR501	2766-52(501)	(14.61) .575	(9.30) .366	(1.63) .064	(4.90) .193	90°	—	A-4094-NAT102	2766-4(102)	(18.69) .736	(8.26) .325	(3.28) .129	(12.75) .502	45°	—	D	
D	A-4094-NBT102	2766-39(102)	(12.70) .500	(6.38) .251	(2.79) .110	(4.78) .188	90°	—	A-4094-NAT501	2766-4(501)	(18.69) .736	(8.26) .325	(3.28) .129	(12.75) .502	45°	—	D	
D	A-4094-NCA102	2766-57(102)	(13.84) .545	(5.23) .206	(3.61) .142	(6.30) .248	90°	—	A-4094-NDE501	2766-73(501)	(22.71) .894	(9.98) .393	(3.00) .118	(11.00) .433	90°	—	D	
C	A-4094-NCC102	2766-73(102)	(22.71) .894	(10.74) .423	(3.25) .128	(13.61) .536	60°	—	A-4094-NDF102	2766-16(102)	(22.23) .875	(6.12) .241	(11.05) .435	(6.35) .250	90°	—	C	
C	A-4094-NCE102	2766-54(102)	(17.86) .703	(9.14) .360	(3.91) .154	(6.10) .240	90°	—	A-4094-NDG102	2766-39(102)	(12.70) .500	(4.60) .181	(3.10) .122	(6.30) .248	90°	—	C	
C	A-4094-NCM102	2766-1(102)	(14.22) .560	(4.47) .176	(5.92) .233	(5.11) .201	90°	—	A-4094-NBK102	4166-11(102)	(16.51) .650	(5.00) .197	(7.67) .302	(5.13) .202	90°	—	C	
B	UPDATE TITLE BLOCK EC NO: UCP2005-2329 DRAWN: ADERR 2005/07/26 CHKD: LSHMI DT 2005/07/27 APPR: FSH TH 2005/07/27 AD1						QUALITY SYMBOLS ◻=0 ◻=0		GENERAL TOLERANCES (UNLESS SPECIFIED) mm INCH 4 PLACES ± --- ± --- 3 PLACES ± --- ± .005 2 PLACES ± 0.13 ± .01 1 PLACE ± 0.25 ± --- ANGULAR ±1/2°		DIMENSION STYLE MM/IN DRAWN BY DATE KSS 1984/09/10 CHECKED BY DATE NP 1984/09/10 APPROVED BY DATE KJA 1984/09/10		SCALE --- DESIGN UNITS INCH THIRD ANGLE PROJECTION		TITLE WAFER ASSY FLAT MINI KK (4030 WITH BENT PINS) 4094 SERIES DRAWING MOLEX INCORPORATED		MATERIAL NO. SEE CHART DOCUMENT NO. SDA-4094 SHEET NO. 2 OF 14	
A							THIS DRAWING CONTAINS INFORMATION THAT IS PROPRIETARY TO MOLEX INCORPORATED AND SHOULD NOT BE USED WITHOUT WRITTEN PERMISSION						DRAFT WHERE APPLICABLE MUST REMAIN WITHIN DIMENSIONS		SIZE C		MOLEX INCORPORATED	

	13	12	11	10	9	8	7	6	5	4	3	2	1	
	A-4094-NA I02		A-4094-NA50 I		A-4094-NAB I02		A-4094-NAC I02		A-4094-NAJ I02		A-4094-NAL I02			
J	PART NO.	ENG. NO.	PART NO.	ENG. NO.	PART NO.	ENG. NO.	PART NO.	ENG. NO.	PART NO.	ENG. NO.	PART NO.	ENG. NO.	J	
	22-05-2021	* A-4094-2A I02	22-12-2021	* A-4094-2A50 I	22-05-2026	A-4094-2AB I02		A-4094-2AC I02		A-4094-2AJ I02	22-05-2027	A-4094-2AL I02		
	22-05-2031	* A-4094-3A I02	22-12-2031	* A-4094-3A50 I	22-05-2036	A-4094-3AB I02		A-4094-3AC I02		A-4094-3AJ I02	22-05-2037	A-4094-3AL I02		
	22-05-2041	* A-4094-4A I02	22-12-2041	* A-4094-4A50 I	22-05-2046	A-4094-4AB I02		A-4094-4AC I02		A-4094-4AJ I02	22-05-2047	A-4094-4AL I02		
I	22-05-2051	* A-4094-5A I02	22-12-2051	* A-4094-5A50 I	22-05-2056	A-4094-5AB I02		A-4094-5AC I02		A-4094-5AJ I02	22-05-2057	A-4094-5AL I02	I	
	22-05-2061	* A-4094-6A I02	22-12-2061	* A-4094-6A50 I	22-05-2066	A-4094-6AB I02		A-4094-6AC I02		A-4094-6AJ I02	22-05-2067	A-4094-6AL I02		
	22-05-2071	* A-4094-7A I02	22-12-2071	* A-4094-7A50 I	22-05-2076	A-4094-7AB I02		A-4094-7AC I02		A-4094-7AJ I02	22-05-2077	A-4094-7AL I02		
	22-05-2081	* A-4094-8A I02	22-12-2081	* A-4094-8A50 I	22-05-2086	A-4094-8AB I02		A-4094-8AC I02		A-4094-8AJ I02	22-05-2087	A-4094-8AL I02		
	22-05-2091	* A-4094-9A I02	22-12-2091	* A-4094-9A50 I	22-05-2096	A-4094-9AB I02		A-4094-9AC I02		A-4094-9AJ I02	22-05-2097	A-4094-9AL I02		
H	22-05-2101	* A-4094-10A I02	22-12-2101	* A-4094-10A50 I	22-05-2106	A-4094-10AB I02		A-4094-10AC I02		A-4094-10AJ I02	22-05-2107	A-4094-10AL I02	H	
	22-05-2111	* A-4094-11A I02	22-12-2111	* A-4094-11A50 I	22-05-2116	A-4094-11AB I02		A-4094-11AC I02		A-4094-11AJ I02	22-05-2117	A-4094-11AL I02		
	22-05-2121	* A-4094-12A I02	22-12-2121	* A-4094-12A50 I	22-05-2126	A-4094-12AB I02		A-4094-12AC I02		A-4094-12AJ I02	22-05-2127	A-4094-12AL I02		
	22-05-2131	* A-4094-13A I02	22-12-2131	* A-4094-13A50 I	22-05-2136	A-4094-13AB I02		A-4094-13AC I02		A-4094-13AJ I02	22-05-2137	A-4094-13AL I02		
	22-05-2141	* A-4094-14A I02	22-12-2141	* A-4094-14A50 I	22-05-2146	A-4094-14AB I02		A-4094-14AC I02		A-4094-14AJ I02	22-05-2147	A-4094-14AL I02		
	22-05-2151	* A-4094-15A I02	22-12-2151	* A-4094-15A50 I	22-05-2156	A-4094-15AB I02		A-4094-15AC I02		A-4094-15AJ I02	22-05-2157	A-4094-15AL I02		
G	22-05-2161	* A-4094-16A I02	22-12-2161	* A-4094-16A50 I	22-05-2166	A-4094-16AB I02		A-4094-16AC I02		A-4094-16AJ I02	22-05-2167	A-4094-16AL I02	G	
	22-05-2171	* A-4094-17A I02	22-12-2171	* A-4094-17A50 I	22-05-2176	A-4094-17AB I02		A-4094-17AC I02		A-4094-17AJ I02	22-05-2177	A-4094-17AL I02		
	22-05-2181	* A-4094-18A I02	22-12-2181	* A-4094-18A50 I	22-05-2186	A-4094-18AB I02		A-4094-18AC I02		A-4094-18AJ I02	22-05-2187	A-4094-18AL I02		
	22-05-2191	* A-4094-19A I02	22-12-2191	* A-4094-19A50 I	22-05-2196	A-4094-19AB I02		A-4094-19AC I02		A-4094-19AJ I02	22-05-2197	A-4094-19AL I02		
	22-05-2201	* A-4094-20A I02	22-12-2201	* A-4094-20A50 I	22-05-2206	A-4094-20AB I02		A-4094-20AC I02		A-4094-20AJ I02	22-05-2207	A-4094-20AL I02		
	22-05-2211	* A-4094-21A I02	22-12-2211	* A-4094-21A50 I	22-05-2216	A-4094-21AB I02		A-4094-21AC I02		A-4094-21AJ I02	22-05-2217	A-4094-21AL I02		
F	22-05-2221	* A-4094-22A I02	22-12-2221	* A-4094-22A50 I	22-05-2226	A-4094-22AB I02		A-4094-22AC I02		A-4094-22AJ I02	22-05-2227	A-4094-22AL I02	F	
	22-05-2231	* A-4094-23A I02	22-12-2231	* A-4094-23A50 I	22-05-2236	A-4094-23AB I02		A-4094-23AC I02		A-4094-23AJ I02	22-05-2237	A-4094-23AL I02		
	22-05-2241	* A-4094-24A I02	22-12-2241	* A-4094-24A50 I	22-05-2246	A-4094-24AB I02		A-4094-24AC I02		A-4094-24AJ I02	22-05-2247	A-4094-24AL I02		
	22-05-2251	* A-4094-25A I02	22-12-2251	* A-4094-25A50 I	22-05-2256	A-4094-25AB I02		A-4094-25AC I02		A-4094-25AJ I02	22-05-2257	A-4094-25AL I02		
	22-05-2261	A-4094-26A I02	22-12-2261	A-4094-26A50 I	22-05-2266	A-4094-26AB I02		A-4094-26AC I02		A-4094-26AJ I02	22-05-2267	A-4094-26AL I02		
E	22-05-2271	A-4094-27A I02	22-12-2271	A-4094-27A50 I	22-05-2276	A-4094-27AB I02		A-4094-27AC I02		A-4094-27AJ I02	22-05-2277	A-4094-27AL I02	E	
	22-05-2281	A-4094-28A I02	22-12-2281	A-4094-28A50 I	22-05-2286	A-4094-28AB I02		A-4094-28AC I02		A-4094-28AJ I02	22-05-2287	A-4094-28AL I02		

UPDATE TITLE BLOCK EC NO: UCP2005-2329 DRAWN: ADERR 2005/07/26 CHKD: LSJHMI DT 2005/07/27 APPR: FSM TH 2005/07/27 REVISIONS AD1	QUALITY SYMBOLS 	GENERAL TOLERANCES (UNLESS SPECIFIED) <table border="1"> <thead> <tr> <th></th> <th>mm</th> <th>INCH</th> </tr> </thead> <tbody> <tr> <td>4 PLACES</td> <td>± ---</td> <td>± ---</td> </tr> <tr> <td>3 PLACES</td> <td>± ---</td> <td>± ---</td> </tr> <tr> <td>2 PLACES</td> <td>± ---</td> <td>± ---</td> </tr> <tr> <td>1 PLACE</td> <td>± ---</td> <td>± ---</td> </tr> </tbody> </table>		mm	INCH	4 PLACES	± ---	± ---	3 PLACES	± ---	± ---	2 PLACES	± ---	± ---	1 PLACE	± ---	± ---	DIMENSION STYLE MM/IN	SCALE ---	DESIGN UNITS INCH	THIRD ANGLE PROJECTION
		mm	INCH																		
	4 PLACES	± ---	± ---																		
	3 PLACES	± ---	± ---																		
2 PLACES	± ---	± ---																			
1 PLACE	± ---	± ---																			
		DRAWN BY KSS	DATE 1984/09/10	TITLE WAFER ASSY FLAT MINI KK (4030 WITH BENT PINS) 4094 SERIES DRAWING																	
		CHECKED BY NP	DATE 1984/09/10	MOLEX INCORPORATED																	
		APPROVED BY KJA	DATE 1984/09/10	MATERIAL NO. SEE CHART	DOCUMENT NO. SDA-4094	SHEET NO. 4 OF 14															