

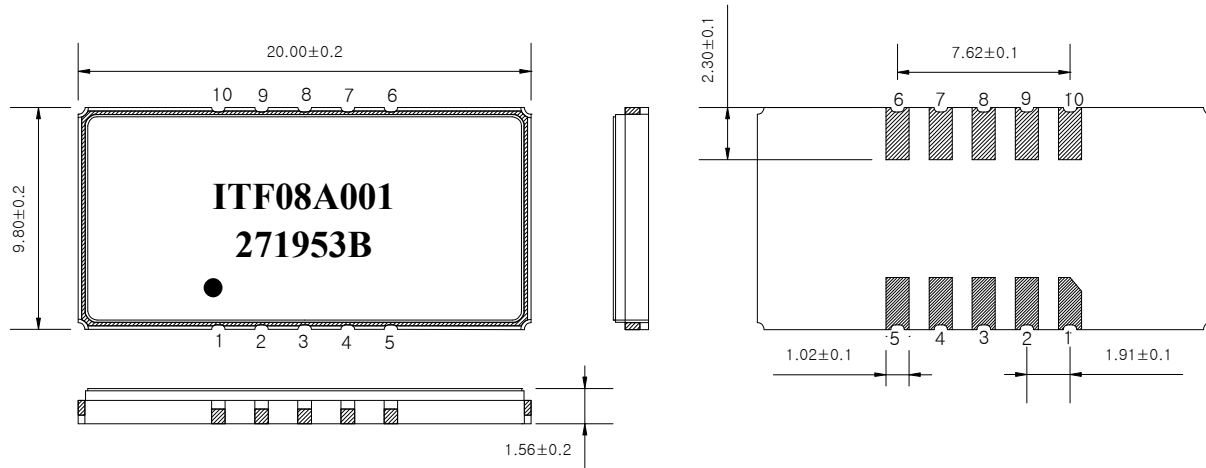
# SAW Bandpass Filter 271953B



## 1. Features

- IF Bandpass Filter
- High Attenuation
- Single-Ended Operation
- Ceramic Surface Mount Device (SMD) Package
- Maximum Storage Temperature Range : -40 °C ~ 85 °C
- Electrostatics Sensitive Device (ESD)

## 2. Package Dimensions



**Package : S 20.0 X 9.8**

Dimensions shown are nominal in millimeters

Body : Al<sub>2</sub>O<sub>3</sub> Ceramic

Lid : Kovar, Ni Plated

Terminations : Au plating 0.3 ~ 1.0 um, Over a 1.27 ~ 8.89 um Ni Plating

Pad Configuration	
10	Input
5	Output
1,4	Ground
Other	Case ground



**ITF Co., Ltd.**  
 102-901, Bucheon Technopark 364,  
 Samjeong-Dong, Ojeong-Gu, Bucheon-City,  
 Gyeonggi-Do, Korea 421-809

Part No.	271953B	
Rev. Date	2008-08-28	
Rev.	NM8021-CS01	1/5

# SAW Bandpass Filter 271953B



## 3. Specifications

Fo = 70.0 MHz


Terminating source impedance : 50Ω and matching network

Terminating load impedance : 50Ω and matching network

Room Temperature : +25°C		Minimum	Typical	Maximum
Center Frequency	MHz	-	70.0	-
Insertion Loss	dB	-	24.0	25.5
1dB Bandwidth	MHz	19.6	19.72	-
3dB Bandwidth	MHz	-	19.98	-
40dB Bandwidth	MHz	-	21.09	21.2
Amplitude Ripple (fo± 9.8 MHz)	dB	-	0.5	1.0
Group Delay Variation (fo± 9.8 MHz)	Nsec	-	40	80
Absolute Delay	Usec	-	2.43	-
Ultimate Rejection	dB	50	52	-
Temperature Coefficient of Frequency	ppm/°C	-	-72	-

### Notes :

- 1) All specifications are based on the matching schematic shown below
- 2) All specifications are measured by Agilent Network analyzer and full 2 port calibration at room temperature
- 3) All attenuation measurements are measured relative to insertion loss

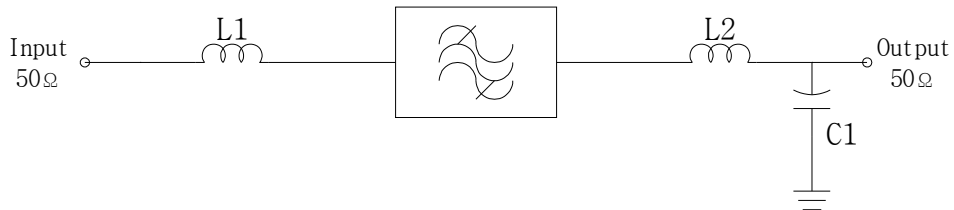
 Integrated Technology Future	<b>ITF Co., Ltd.</b> 102-901, Bucheon Technopark 364, Samjeong-Dong, Ojeong-Gu, Bucheon-City, Gyeonggi-Do, Korea 421-809	Part No.	271953B	
		Rev. Date	2008-08-28	
		Rev.	NM8021-CS01	2/5

# SAW Bandpass Filter 271953B



## 4. Matching Schematic

( Actual matching values may vary due to PCB layout and parasitics )



$$L1 = L2 = 150\text{nH}$$

$$C1 = 24\text{pF}$$

## 5. Marking Configuration

ITF<sup>1)</sup> 08A001<sup>2)</sup>

271953B<sup>3)</sup>


● <sup>4)</sup>

1) Manufacturer name

2) Lot Number

3) Part Number

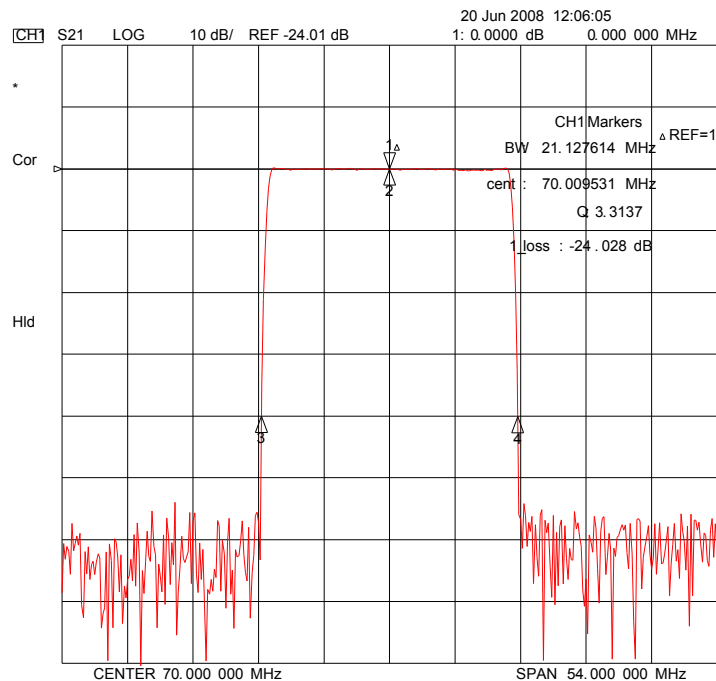
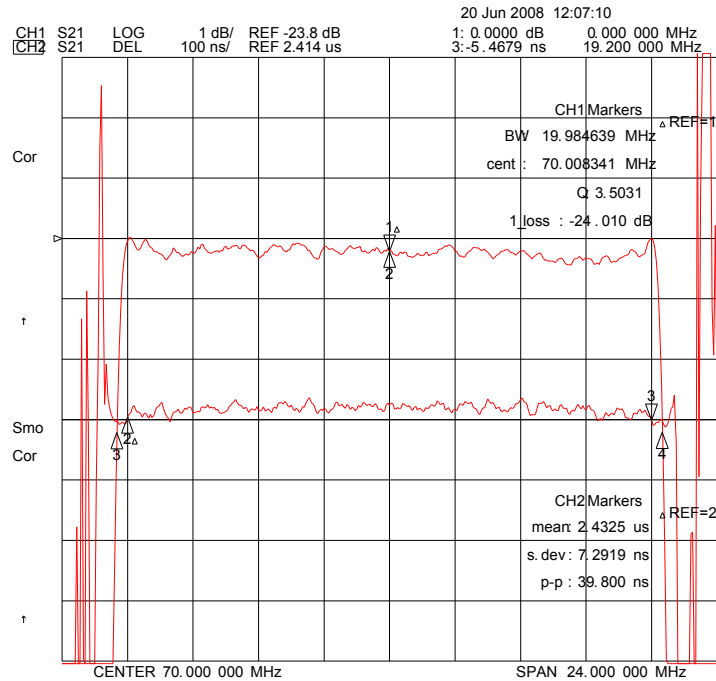
4) Pad Number 1 Index

	<b>ITF Co., Ltd.</b> 102-901, Bucheon Technopark 364, Samjeong-Dong, Ojeong-Gu, Bucheon-City, Gyeonggi-Do, Korea 421-809	Part No.	271953B	
		Rev. Date	2008-08-28	
		Rev.	NM8021-CS01	3/5

# SAW Bandpass Filter 271953B



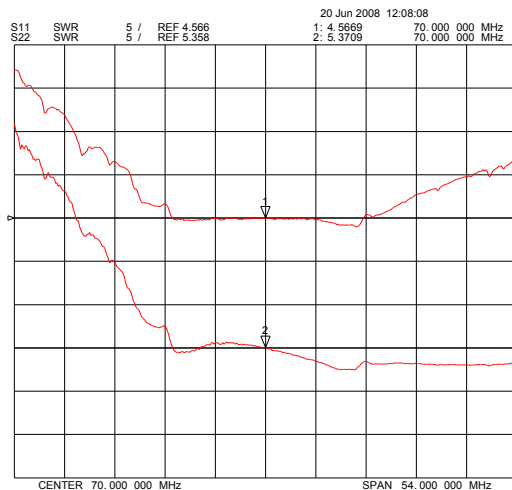
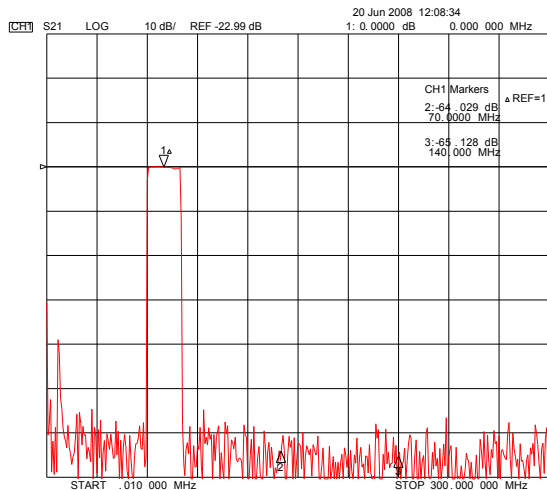
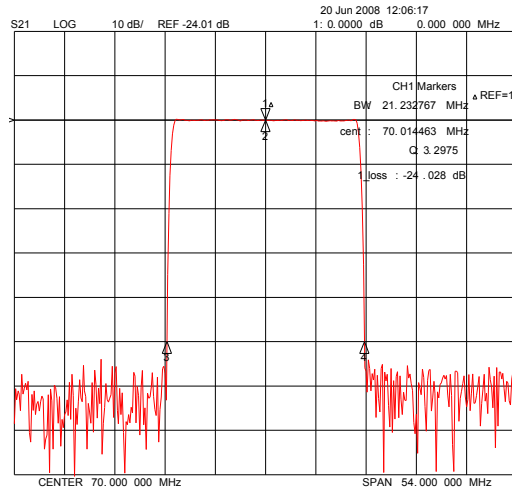
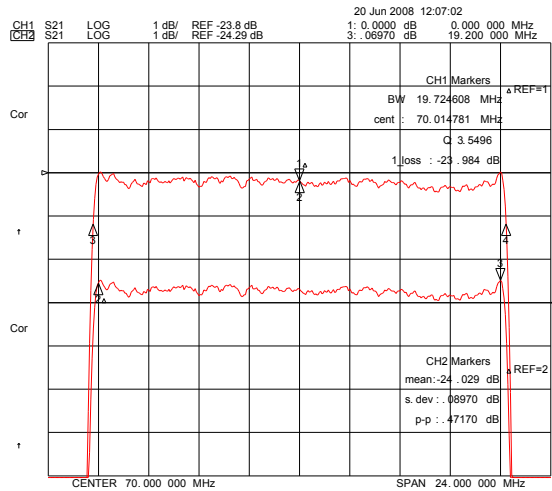
## 6. Typical Performance ( at +25°C )



**ITF Co., Ltd.**  
 102-901, Bucheon Technopark 364,  
 Samjeong-Dong, Ojeong-Gu, Bucheon-City,  
 Gyeonggi-Do, Korea 421-809

Part No.	271953B	
Rev. Date	2008-08-28	
Rev.	NM8021-CS01	4/5

# SAW Bandpass Filter 271953B



**ITF Co., Ltd.**  
 102-901, Bucheon Technopark 364,  
 Samjeong-Dong, Ojeong-Gu, Bucheon-City,  
 Gyeonggi-Do, Korea 421-809

Part No.	271953B	
Rev. Date	2008-08-28	
Rev.	NM8021-CS01	5/5