


Dual Low Pass Filter for Cable Modem Applications

EPB5130G




- Integrated Dual LPF designed to work with Broadcom BCM3033, 3137 and 3210
- Robust construction allows for IR/VP processes

Electrical Parameters @ 25° C

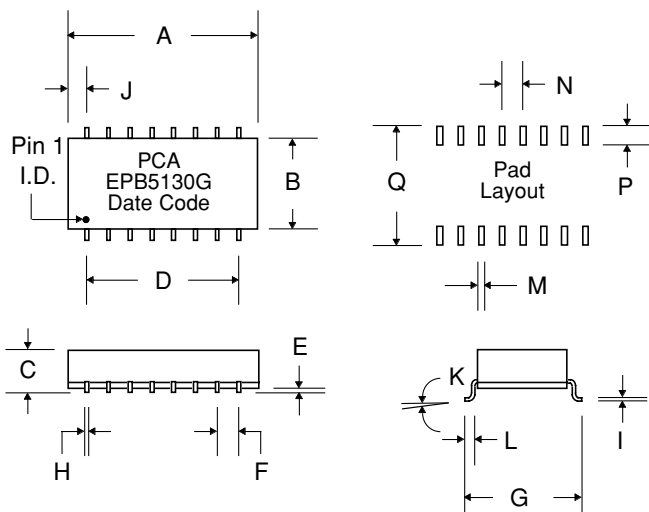
Filter Section	Cut-off Frequency (MHz)	Insertion Loss (dB Max.)	Return Loss (dB Min.)	Attenuation (dB Min.)					Group Delay (nsec. Max.)
				@ 60 MHz	@ 80 MHz	@ 100 MHz	@ 200 MHz	@ 300 MHz	
LPF 1	± 2.0 MHz	5-42 MHz	5-42 MHz	@ 60 MHz	@ 80 MHz	@ 100 MHz	@ 200 MHz	@ 300 MHz	@ 5-42 MHz
	53	-1	-15	-8	-25	-30	-40	-50	35
LPF 2	± 3.0 MHz	1-60 MHz	1-65 MHz	@ 90 MHz	@ 100 MHz	@ 200 MHz	@ 300 MHz	@ 500 MHz	@ 1-60 MHz
	73	-1	-15	-25	-40	-40	-40	-40	35

Schematic



Note: Pins 2, 3, 4, 5, 6, 7, 10, 11, 12, 13, 14 & 15 are all gnd pins

Package



Dimensions

Dim.	(Inches)			(Millimeters)		
	Min.	Max.	Nom.	Min.	Max.	Nom.
A	.910	.930	.920	23.11	23.62	23.37
B	.370	.390	.380	9.40	9.91	9.65
C	.215	.235	.225	5.46	5.97	5.71
D	---	---	.700	---	---	17.78
E	.010	.015	.0125	.254	.381	.317
F	---	---	.100	---	---	2.54
G	.490	.510	.500	12.45	12.95	12.70
H	.016	.022	.018	.406	.559	.457
I	.008	.012	.010	.203	.305	.254
J	---	---	.110	---	---	2.79
K	0°	8°	4°	0°	8°	4°
L	.025	.045	.035	.635	1.14	.889
M	---	---	.030	---	---	.762
N	---	---	.100	---	---	2.54
P	---	---	.090	---	---	2.29
Q	---	---	.540	---	---	13.72