




actual size



Oscillator · VCXO · 3.3 V

Voltage Control Crystal Oscillator

- pulling range up to ± 150 ppm min.
- soldering temperature: 260 °C max.
- full metal package DIP8/DIP14



General Data

type		JCO924 / JCO926 3.3 V
frequency range		1.84320 ~ 125.0 MHz (JCO924) 1.84320 ~ 40.00 MHz (JCO926)
frequency stability over all*		± 25 ppm / ± 50 ppm (table 1)
current consumption		see table 2
supply voltage V_{DC}		3.3 V $\pm 10\%$
frequency pulling range min.		± 100 ppm / ± 150 ppm*
pulling control voltage		1.65 V ± 1.65 V
pulling linearity		<10%
temperature	operating	-10 °C ~ +70 °C / -40 °C ~ +85 °C
	storage	-55 °C ~ +125 °C
output	rise & fall time	see table 3
	load max.	15pF / 30pF (< 40 MHz)
	current max.	8mA
	low level max.	+0.5 V
high level min.		$V_{DC} - 0.5$ V
start-up time max.		10ms
symmetry at $0.5 \times V_{DC}$		45% ~ 55% typ. (40% ~ 60% max.)

* ± 150 ppm on request.

Table 1: Frequency Stability Code

stability code	B	C				
	± 50 ppm	± 25 ppm				
-10 °C ~ +70 °C	○	●				
-40 °C ~ +85 °C	●	○				
● standard ○ available						

* includes stability at 25 °C, operating temp. range, supply voltage change, shock and vibration, aging 1st year.

Table 2: Current Consumption max.

Current at 15pF load:		Current at 30pF load:	
1.8432 ~ 19.9 MHz	10 mA	1.8432 ~ 19.9 MHz	20 mA
20.0 ~ 39.9 MHz	20 mA	20.0 ~ 40.0 MHz	25 mA
40.0 ~ 65.9 MHz	25 mA		
66.0 ~ 79.9 MHz	30 mA		
80.0 ~ 125.0 MHz	40 mA		

Table 3: Rise & Fall Time max.

6.0 ns:	1.8432 ~ 39.9 MHz	note: - specific data on request - rise time: $0.1 V_{DC} \sim 0.9 V_{DC}$ - fall time: $0.9 V_{DC} \sim 0.1 V_{DC}$
5.0 ns:	40.0 ~ 79.9 MHz	
4.0 ns:	80.0 ~ 125.0 MHz	

Dimensions JCO924 / JCO926

JCO924

pin connection
1: control voltage
7: ground
8: output
14: supply voltage

JCO926

pin connection
1: control voltage
4: ground
5: output
8: supply voltage

in mm

Order Information

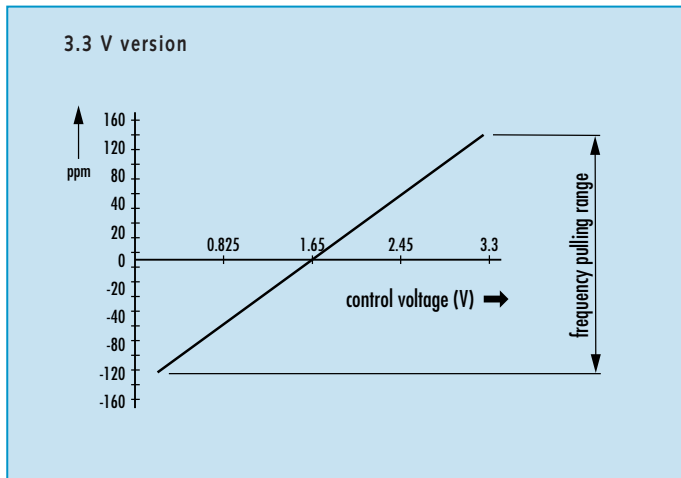
0	frequency in MHz	type	pulling range in ppm	frequency stability in ppm	option
Oscillator	1.84320 ~ 125.0 MHz	JCO924 JCO926	100 = ± 100 ppm std. 150 = ± 150 ppm on request	25 = ± 25 ppm 50 = ± 50 ppm	blank = -10 °C ~ +70 °C T1 = -40 °C ~ +85 °C

Example: O 27.0-JCO924-100-25 (LF = RoHS compliant / Pb free pins or pads)



Oscillator · VCXO · 3.3 V

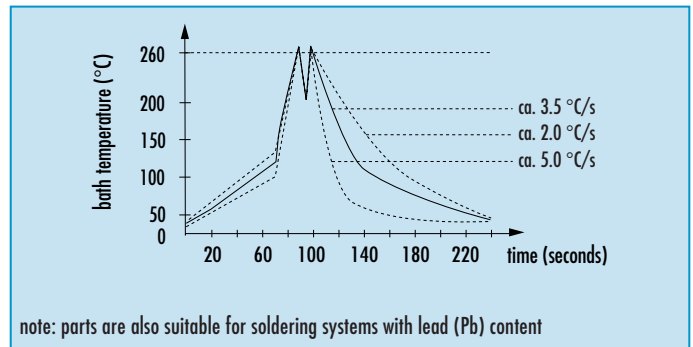
Control Voltage Characteristic



Packaging

JC0924	packed in antistatic plastic tubes, 25 pcs
JC0926	packed in antistatic plastic tubes, 40 pcs

Wave Soldering Profile



Marking

type
frequency
company code / date code