

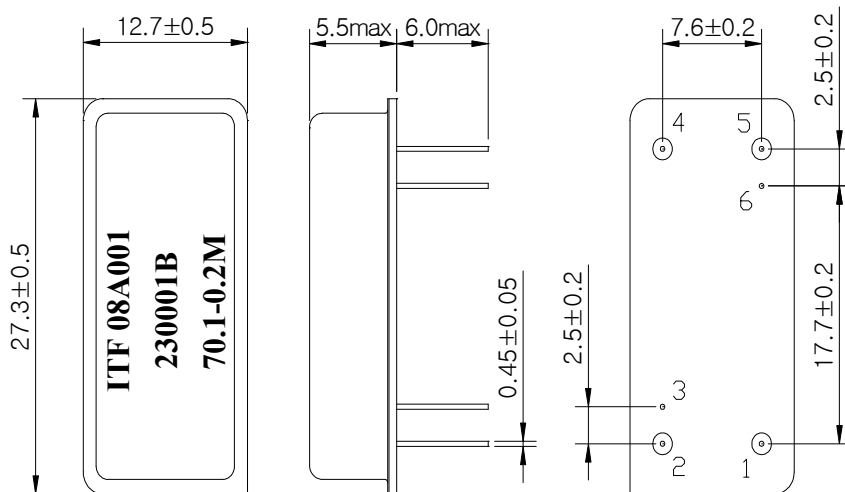
SAW Bandpass Filter 230001B



1. Features

- IF bandpass filter
- High attenuation
- Single-ended operation
- Dip Package
- Maximum Storage Temperature Range : -40°C ~ 85°C
- Electrostatics Sensitive Device (ESD)


2. Package Dimension



Package : D2712

Dimensions shown are nominal in millimeters
 Base : Fe(SPCC), Au plating over Ni plated
 Cap : Cu & Cr Alloy, Ni Plated
 Termination : Kovar, Au Plated

Pin Configuration	
1	Input
5	Output
2, 4	Ground
3, 6	Case ground

	ITF Co., Ltd. 102-901, Bucheon Technopark 364, Samjeong-Dong, Ojeong-Gu, Bucheon-City, Gyeonggi-Do, Korea 421-809	Part No.	230001B	
		Rev. Date	2008-09-25	
		Rev.	NW8025-CS01	1/5

SAW Bandpass Filter 230001B



3. Specifications

Fo = 70.1 MHz


Terminating source impedance : 50Ω and matching network

Terminating load impedance : 50Ω and matching network

		Minimum	Typical	Maximum
Center Frequency	MHz	-	70.1	-
Insertion Loss	dB	-	13.0	15.5
1dB Bandwidth	MHz	0.15	0.2	-
3dB Bandwidth	MHz	-	0.3	-
40dB Bandwidth	MHz	-	0.81	0.92
Group Delay Variation (Fo +/- 0.1 MHz)	nsec	-	520	750
Absolute Delay	usec	-	3.17	-
Ultimate Rejection	dB	48	52	-
Temperature Coefficient of Frequency	ppm/°C ²	-	-0.03	-

Notes :

- 1) All specifications are based on the matching schematic shown below
- 2) All specifications are measured by Agilent Network analyzer and full 2 port calibration at room temperature
- 3) All attenuation measurements are measured relative to insertion loss

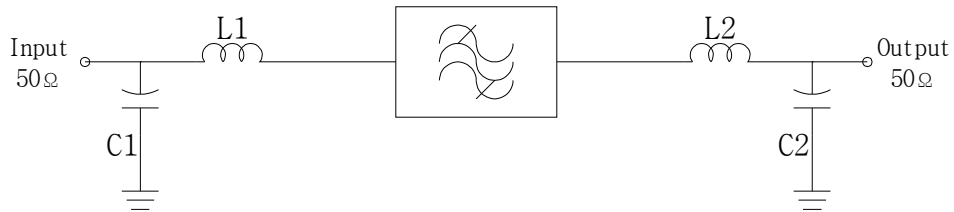
	ITF Co., Ltd. 102-901, Bucheon Technopark 364, Samjeong-Dong, Ojeong-Gu, Bucheon-City, Gyeonggi-Do, Korea 421-809	Part No.	230001B	
		Rev. Date	2008-09-25	
		Rev.	NW8025-CS01	2/5

SAW Bandpass Filter 230001B



4. Matching Schematic

(Actual matching values may vary due to PCB layout and parasitics)



L1 = 120nH, L2 = 150nH

C1 = 36pF, C2 = 43 pF


5. Marking Configuration

ITF¹⁾08A001²⁾

230001B³⁾

70.1⁴⁾-0.2M⁵⁾

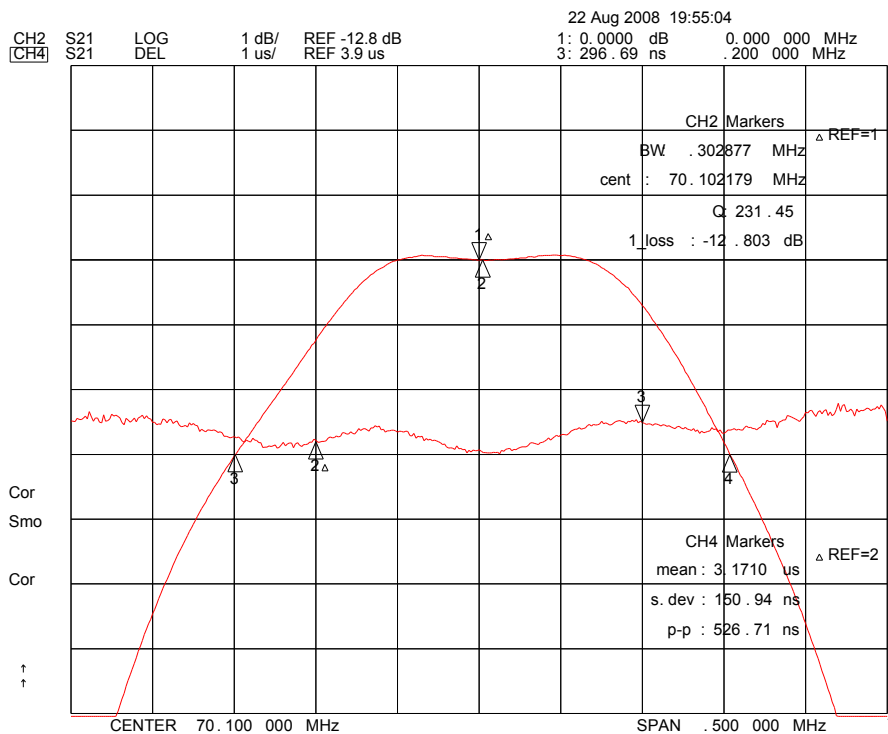
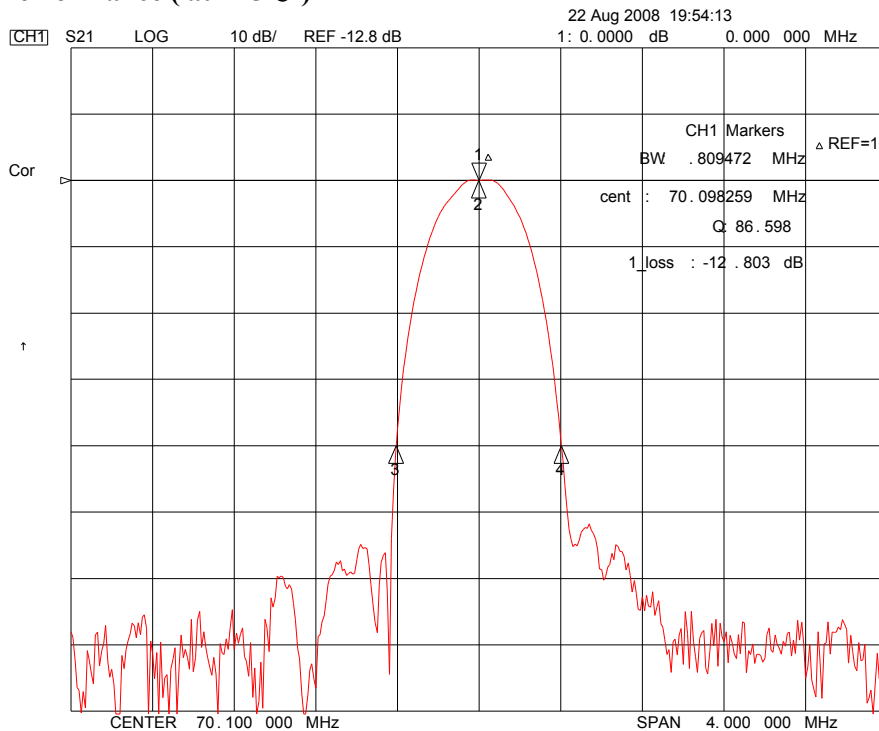
- 1) Manufacturer name
- 2) Lot Number
- 3) Part Number
- 4) Center Frequency
- 5) 1dB-Bandwidth

	ITF Co., Ltd. 102-901, Bucheon Technopark 364, Samjeong-Dong, Ojeong-Gu, Bucheon-City, Gyeonggi-Do, Korea 421-809	Part No.	230001B	
		Rev. Date	2008-09-25	
		Rev.	NW8025-CS01	3/5

SAW Bandpass Filter 230001B



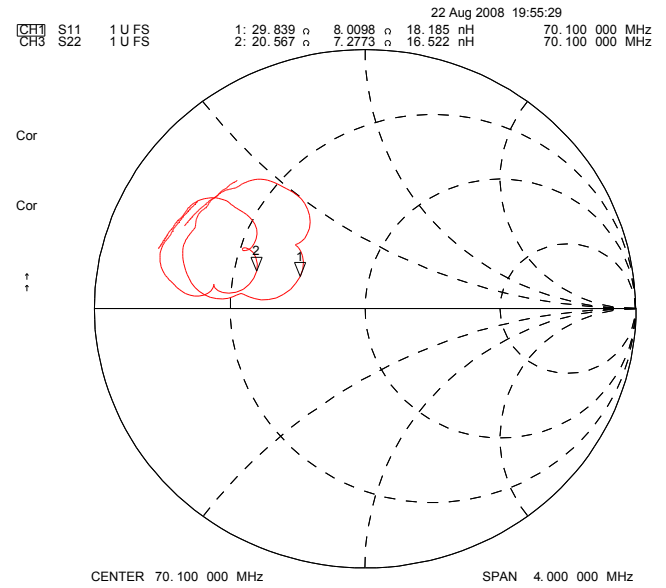
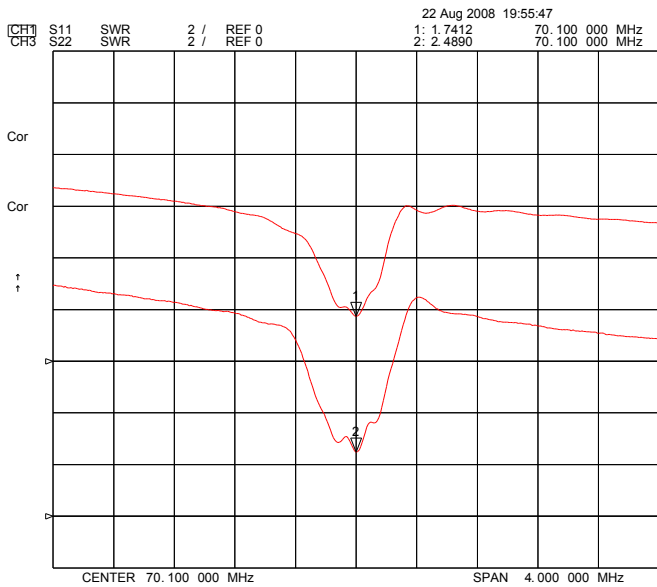
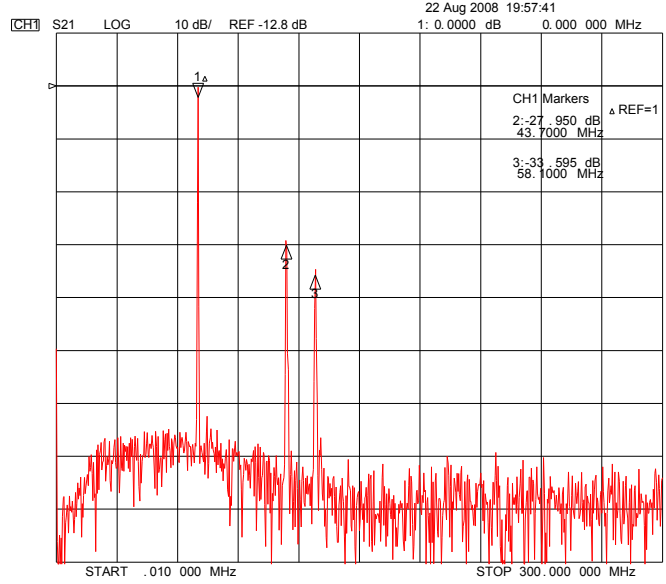
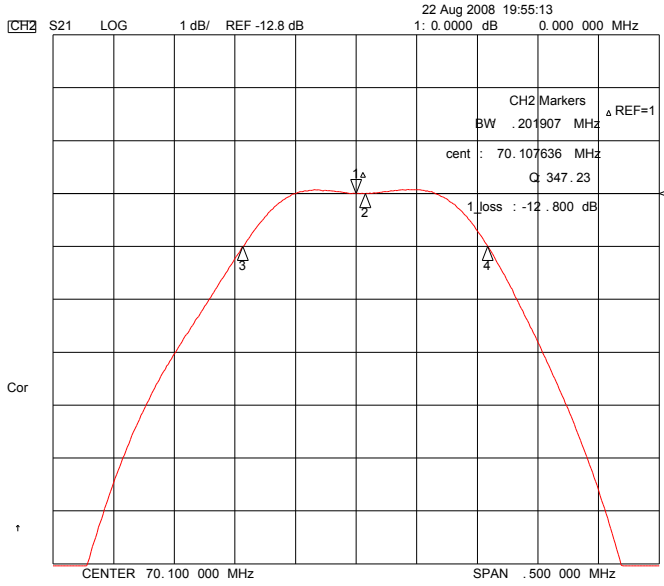
6. Typical Performance (at +25°C)



ITF Co., Ltd.
 102-901, Bucheon Technopark 364,
 Samjeong-Dong, Ojeong-Gu, Bucheon-City,
 Gyeonggi-Do, Korea 421-809

Part No.	230001B	
Rev. Date	2008-09-25	
Rev.	NW8025-CS01	4/5

SAW Bandpass Filter 230001B



ITF Co., Ltd.
 102-901, Bucheon Technopark 364,
 Samjeong-Dong, Ojeong-Gu, Bucheon-City,
 Gyeonggi-Do, Korea 421-809

Part No.	230001B	
Rev. Date	2008-09-25	
Rev.	NW8025-CS01	5/5