


6A Bridge Rectifiers

Features

- Low forward voltage drop
- High current capability, high reliability
- High forward surge current capability
- Ideal for printed circuit board
- High temperature soldering guaranteed:
260° C/10 seconds, /.375" (9.5mm) lead length at 5 lbs.(2.3kg) tension
- This series is UL recognized under component index, File number E194718
- RoHS compliant



TU



Mechanical Data

Case:	Molded plastic
Terminals:	Plated leads solderable per MIL-STD-202E, Method 208C
Polarity:	As marked on body
Mounting Torque:	8.8 in. – lbs. max.
Weight:	0.3 ounces, 8.0 grams

Maximum Ratings And Electrical Characteristics (T_{amb}=25°C)

Symbols	Parameter	TU 600	TU 601	TU 602	TU 604	TU 606	TU 608	TU 610	Unit	Conditions
V_{RRM}	Maximum Repetitive Peak Reverse Voltage	50	100	200	400	600	800	1000	V	
V_{RMS}	Maximum RMS Voltage	35	70	140	280	420	560	700	V	
V_{DC}	Maximum DC Blocking Voltage	50	100	200	400	600	800	1000	V	
I_{F(AV)}	Maximum Average Forward Rectified Current (Note 1)	6.0							A	T _C =100°C
I_{FSM}	Peak Forward Surge Current	250							A	8.3ms single half sine-wave superimposed on rated load (JEDEC Method)
V_F	Maximum Instantaneous Forward Voltage Drop per leg	1.0							V	I _F =6.0A
I_R	Maximum DC Reverse Current at Rated DC Blocking Voltage per leg	5.0							µA	T _A =25°C
		1.0							mA	T _A =100°C

6A Bridge Rectifiers

TU600 - TU610

Symbols	Parameter	TU 600	TU 601	TU 602	TU 604	TU 606	TU 608	TU 610	Unit	Conditions
I^2t	Rating for Fusing (1ms<t<8.3ms)	260							A ² S	
C_J	Typical Junction Capacitance	200							pF	VR=4V, f=1MHz
R_{θJA}	Typical Thermal Resistance per leg	8.6							°C/W	(Note 2)
R_{θJC}	Typical Thermal Resistance per leg	4.7							°C/W	(Note 1)
T_J, T_{STG}	Operating and Storage Temperature Range	-55 to 150							°C	

Note:

- Unit mounted on 2.6" x 1.4" x 0.06" thick (6.5 x 3.5 x 0.15cm) Al. plate.
- Unit mounted in free air, no heatsink, P.C.B at 0.375" (9.5mm) lead length with 0.5" x 0.5" (12 x 12mm) copper pads
- Single Phase, half wave, 60 Hz, resistive or inductive load.
For capacitive load, derate current by 20%

Rating and characteristic curves

Fig.1- Derating Curve Output Rectified Current

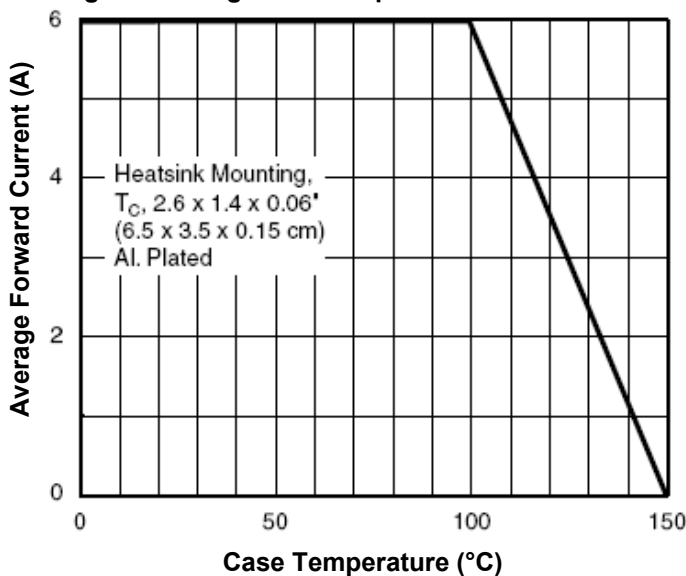
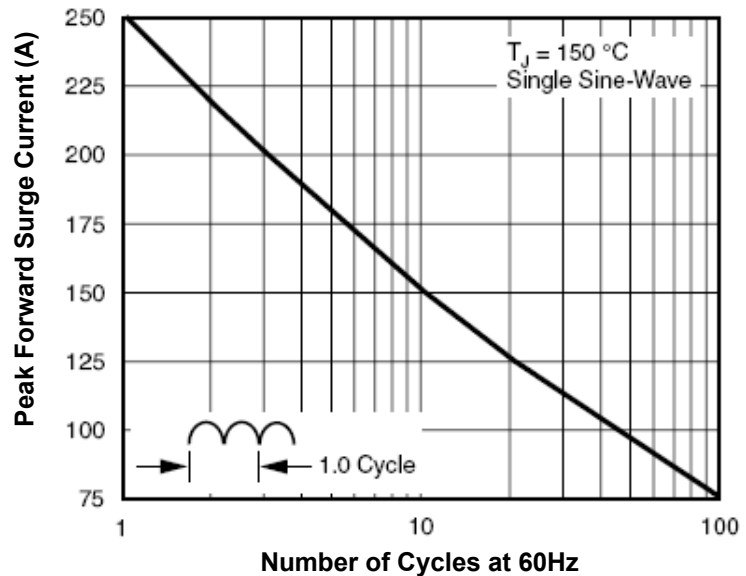


Fig.2-Max Non-Repetitive Peak Forward Surge Current per leg



6A Bridge Rectifiers

TU600 - TU610

Fig.3- Typical Instantaneous Forward Characteristics, per leg

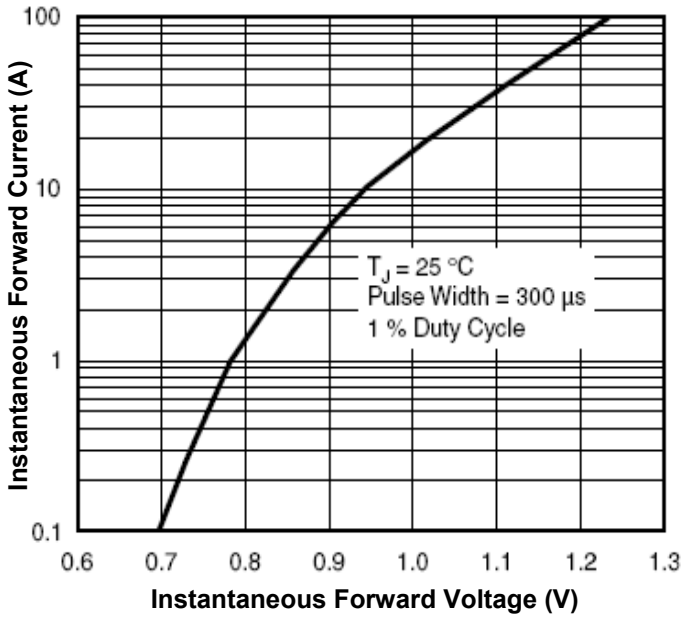


Fig.4-Typical Reverse Leakage Characteristics per leg

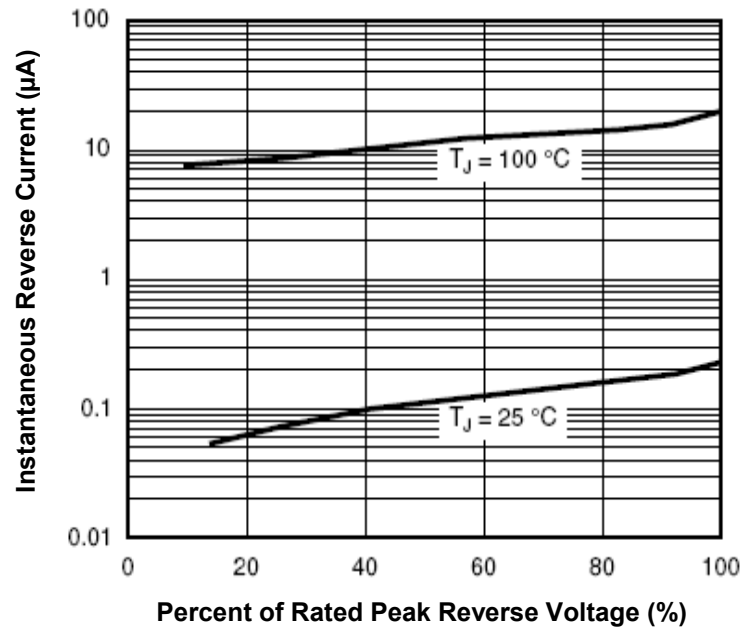
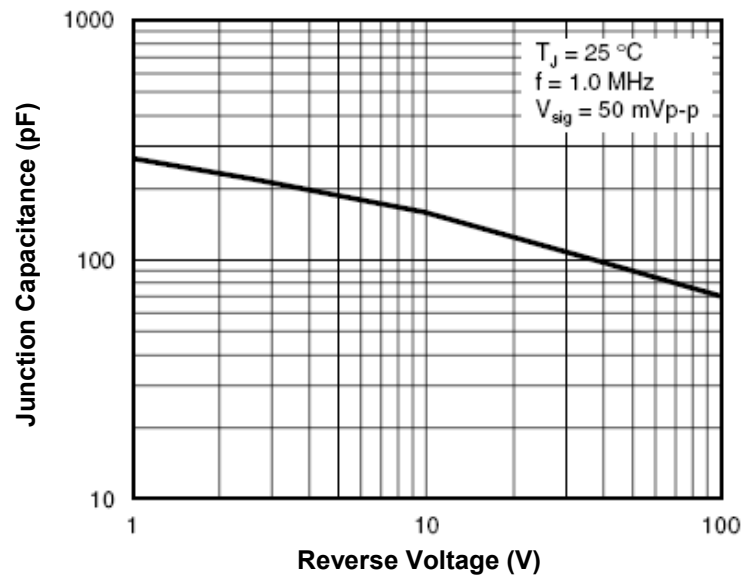
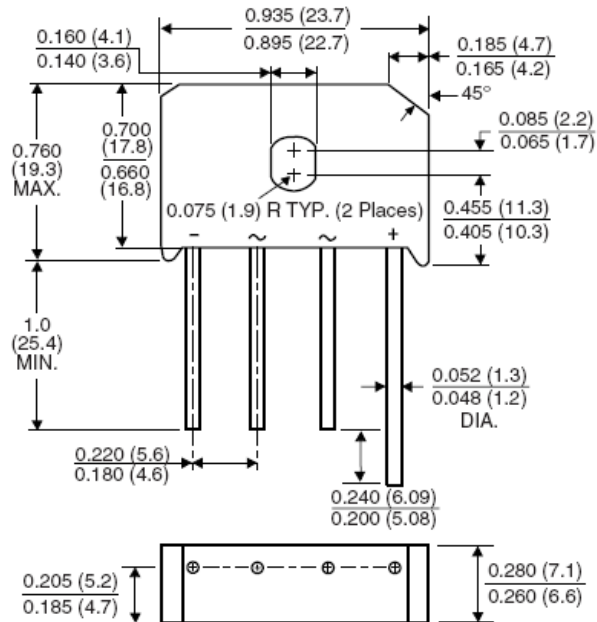


Fig.5-Typical Junction Capacitance per leg



Dimensions in inch (mm)



TU

How to contact us

US HEADQUARTERS

28040 WEST HARRISON PARKWAY, VALENCIA, CA 91355-4162

Tel: (800) TAITRON (800) 824-8766 (661) 257-6060

Fax: (800) TAITFAX (800) 824-8329 (661) 257-6415

Email: taitron@taitroncomponents.com

Http://www.taitroncomponents.com

TAITRON COMPONENTS MEXICO, S.A .DE C.V.

BOULEVARD CENTRAL 5000 INTERIOR 5 PARQUE INDUSTRIAL ATITALAQUIA, HIDALGO C.P.

42970 MEXICO

Tel: +52-55-5560-1519

Fax: +52-55-5560-2190

TAITRON COMPONENTS INCORPORATED REPRESENTAÇÕES DO BRASIL LTDA

RUA DOMINGOS DE MORAIS, 2777, 2.ANDAR, SALA 24 SAÚDE - SÃO PAULO-SP 04035-001 BRAZIL

Tel: +55-11-5574-7949

Fax: +55-11-5572-0052

TAITRON COMPONENTS INCORPORATED, SHANGHAI REPRESENTATIVE OFFICE

METROBANK PLAZA, 1160 WEST YAN' AN ROAD, SUITE 1503, SHANGHAI, 200052, CHINA

Tel: +86-21-5424-9942

Fax: +86-21-5424-9931