



Flyback Transformers

For ON Semiconductor
NCP101X

- Developed for the ON Semiconductor NCP101X Self-Supplied Monolithic Switcher
- A9619-CL provides 7 Watts output for 120 Vac applications
B0570-BL provides 15 Watts for 230 Vac applications

Coilcraft can also custom engineer a transformer to meet your specific requirements. For free evaluation samples, contact Coilcraft or visit www.coilcraft.com.

Part number ¹	Inductance ² ±10% (mH)	DCR max (Ohms)	Leakage inductance ³ max (µH)	Turns ratio pri : sec : aux	Output power (W)	Output voltage (V)	Output current (A)	Isolation voltage ⁴ (Vrms)
A9619-CL	3.2	1.74 (pri) 0.040 (sec) 0.278 (aux)	60	1:0.10:0.14	6	12	0.58	2000
B0570-BL	3.4	2.57 (pri) 0.038 (sec) 0.285 (aux)	95	1:0.06:0.08	12	12	1.25	3000

1. When ordering, please specify **termination** code:

B0570-BL

Termination: L = RoHS compliant tin-silver over tin over nickel over phos bronze. Special order.
T = RoHS tin-silver-copper (95.5/4/0.5) or
S = non-RoHS tin-lead (63/37).

- Inductance is for the primary, measured at 10 kHz, 0.1 Vrms, 0 Adc.
 - Leakage inductance tested at 100 kHz, 0.1 Vrms
 - Isolation tested between primary and secondary and between primary and auxiliary windings.
 - Electrical specifications at 25°C.
- Refer to Doc 362 "Soldering Surface Mount Components" before soldering.

Core material Ferrite

Terminations RoHS tin-silver over tin over copper. Other terminations available at additional cost.

Weight 15.8 – 16.3 g

Ambient temperature –40°C to +85°C

Storage temperature Component: –40°C to +85°C.
Packaging: –40°C to +80°C

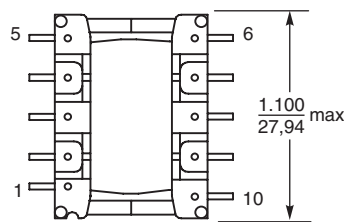
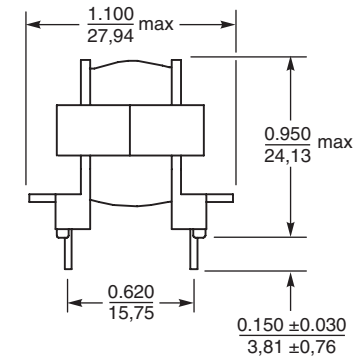
Resistance to soldering heat Max three 40 second reflows at +260°C, parts cooled to room temperature between cycles

Moisture Sensitivity Level (MSL) 1 (unlimited floor life at <30°C / 85% relative humidity)

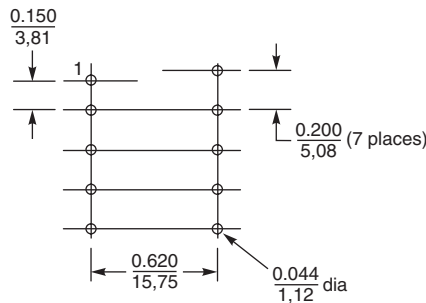
Failures in Time (FIT) / Mean Time Between Failures (MTBF)
38 per billion hours / 26,315,789 hours, calculated per Telcordia SR-332

Packaging 81 parts per tray

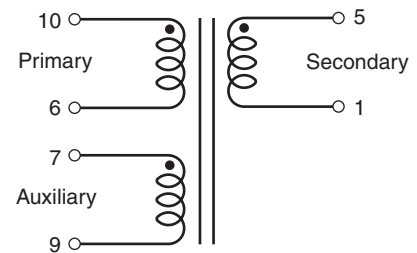
PCB washing Only pure water or alcohol recommended



Bottom view



Recommended
PC Board Layout



Dimensions are in $\frac{\text{inches}}{\text{mm}}$

Coilcraft[®]

Specifications subject to change without notice.
Please check our website for latest information.

Document 374 Revised 12/09/09

1102 Silver Lake Road Cary, Illinois 60013 Phone 847/639-6400 Fax 847/639-1469

E-mail info@coilcraft.com Web <http://www.coilcraft.com>