



SINGLE PHASE GLASS PASSIVATED BRIDGE RECTIFIER

KBJ8A THRU KBJ8M

VOLTAGE RANGE

50 to 1000 Volts

CURRENT

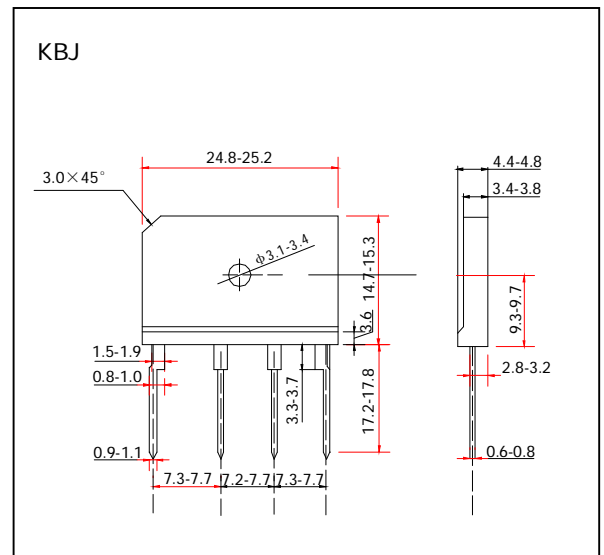
8.0 Amperes

FEATURES

- Plastic package has UL Flammability Classification 94V-0
- Glass passivated chip junctions
- High case dielectric strength of 1500 V_{RMS}
- High surge current capability
- High temperature soldering guaranteed
260°C/10 seconds, 0.375”(9.5mm) lead length

MECHANICAL DATA

- Case: molded plastic body
- Terminal: Plated leads solderable per MIL-STD-750 Method 2026
- Mounting position: Any (Note 2)
- Mounting Torque: 6 in – 1bs max.
- Weight: 0.15 ounce, 4.0 gram



MAXIMUM RATINGS AND ELECTRICAL CHARACTERISTICS

- Ratings at 25°C ambient temperature unless otherwise specified
- Single Phase, half wave, 60Hz, resistive or inductive load
- For capacitive load derate current by 20%

	SYMBOLS	KBJ 8A	KBJ 8B	KBJ 8D	KBJ 8D	KBJ 8J	KBJ 8K	KBJ 8M	UNIT
Maximum Reverse Peak Repetitive Voltage	V _{RRM}	50	100	200	400	600	800	1000	Volts
Maximum RMS Voltage	V _{RMS}	35	70	140	280	420	560	700	Volts
Maximum DC Blocking Voltage	V _{DC}	50	100	200	400	600	800	100	Volts
Maximum Average Forward Rectified Current, At T _C =100°C	I _(AV)	8.0							Amps
Peak Forward Surge Current 8.3ms single half sine wave superimposed on rated load (JEDEC Method)	I _{FSM}	170							Amps
Rating for Fusing (t < 8.3ms)	I ² t	120							A ² s
Maximum Instantaneous Forward Voltage drop Per bridge element 4.0A	V _F	1.0							Volts
Maximum DC Reverse Current at rated DC blocking voltage per element	T _A =25°C	5.0							μ A
	T _A =125°C	500							
Typical Junction Capacitance, per let (Measured at 1.0MHz and applied reverse voltage of 4.0V)	C _J	211.0				94.0			pF
Typical Thermal Resistance (Note 1)	R _{JA}	2.2							°C/W
Operating Junction Temperature Range	T _J	(-55 to +150)							°C/W
Storage Temperature Range	T _{STG}	(-55 to +150)							°C

- Notes:**
1. Unit mounted on 2.6”×1.4”×0.06” thick (6.5×3.5×0.15cm) AL. plate.
 2. Recommended mounting position is to bolt down on heatsink using #6 screw and silicon thermal Compound for maximum heat transfer



SINGLE PHASE GLASS PASSIVATED BRIDGE RECTIFIER

KBJ8A THRU KBJ8M

VOLTAGE RANGE

50 to 1000Volts

CURRENT

8.0 Amperes

RATINGS AND CHARACTERISTIC CURVES KBJ8A THRU KBJ8M

FIG. 1- DERATING CURVE
OUTPUT RECTIFIED CURRENT

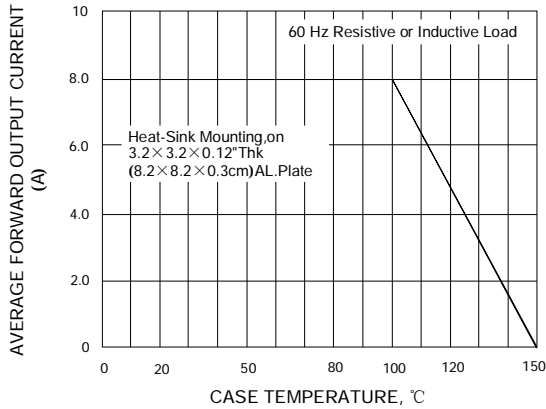


FIG. 2- MAXIMUM NON-REPETITIVE PEAK
FORWARD SURGE CURRENT PER LEG

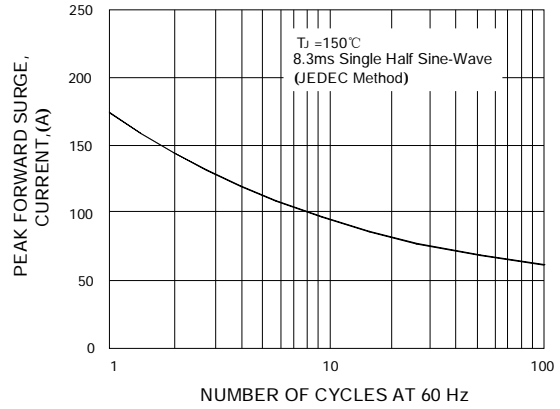


FIG. 3- TYPICAL FORWARD
CHARACTERISTICS PER LGE

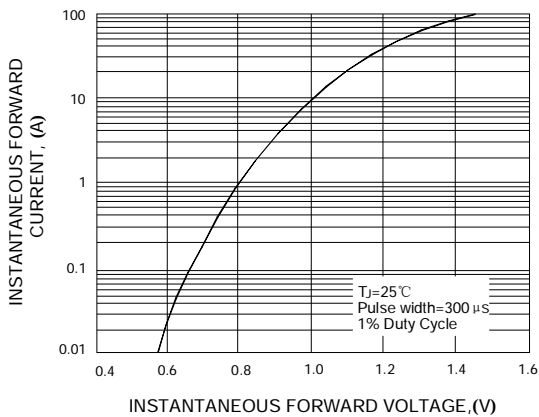


FIG. 4- TYPICAL REVERSE CHARACTERISTICS
PER LEG

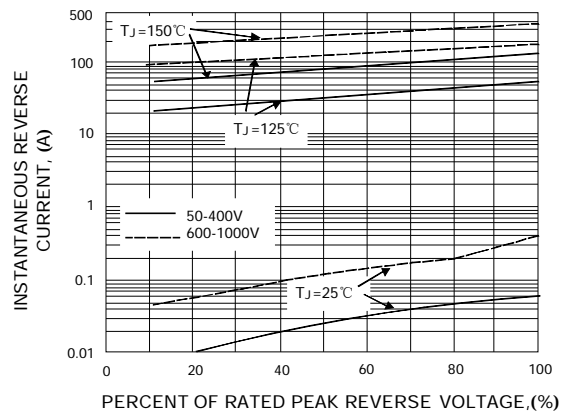


FIG. 5- TYPICAL JUNCTION CAPACITANCE
PER LEG

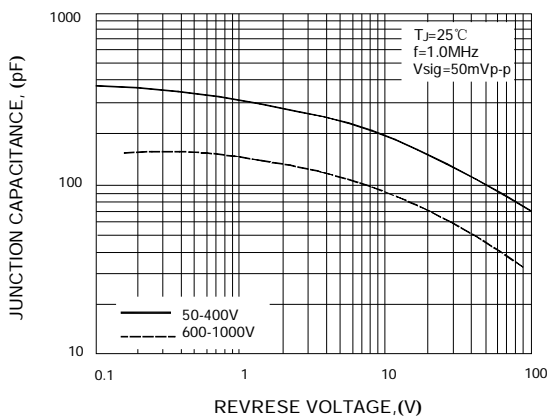


FIG. 6- TYPICAL TRANSIENT THERMAL
IMPEDANCE PER LEG

