

Features

- Frequency Range: 20~200MHz
- 18dBm Typical 1dB Compression
- Standard Hermetic Package
- Operating Temperature Range: -55°C ~ +85°C

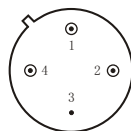
Specifications (50 Ω, V_{CC} = +12V, T_A = -55°C ~ +85°C)

Parameter	Symbol	Unit	Guaranteed	Typical
Frequency Range	f _L ~f _H	MHz	20~200	20~250
Gain	G _p	dB	≥ 17.0	18.0
Gain Flatness	ΔG _p	dB	≤ ± 1.0 Δ	± 0.5
Noise Figure	F _n	dB	≤ 4.5 Δ	4.2
Input VSWR	VSWR _i	--	≤ 2.0:1 Δ	1.6:1
Output VSWR	VSWR _o	--	≤ 2.0:1 Δ	1.6:1
Output Power @ 1dB Compression	P ₋₁	dBm	≥ 17.0 * Δ	18.0
DC Current	I _{CC}	mA	--	58

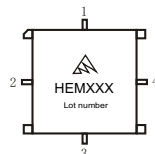
*f = 160MHz; "Δ" T_A = 24 ± 1°C;

Maximum Rating

DC Voltage : +14VDC
RF Input: +10dBm
Storage Temp: +125°C



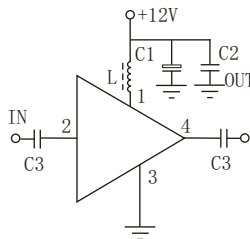
T0-8C



SM0-8C

Application Notes

1. Typical application shown as right, C₁ = 3.3~22 μF; C₂ = 3300~6800pF; C₃ = 1000pF; L ≥ 20 μH (RF choke);
2. Interchanged directly with A82-1 from W-J Company;
3. See assembly section for mounting information
4. Connectorized package (SMA-1) available



Typical Curves

