


MFM Series

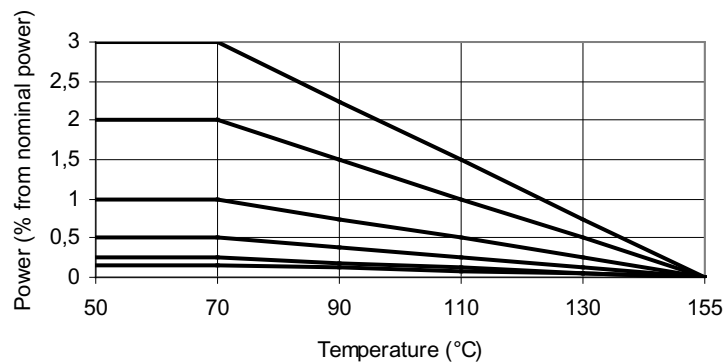
Film Resistors



- Resistances from 10Ohms to 22MOhms
- Power Rating to 1Watts
- Resistance Tolerances to $\pm 0.05\%$
- TCR's to $\pm 50\text{ppm/K}$
- Convenient RN Type Package Styles

SPECIFICATIONS

Type	MFM55	MFM60	MFM65
DIN	0204	0207	
Resistance Range	10 Ohms to 10MOhms		10 Ohms to 22 MOhms
Power rating (70°C)	0.25W	0.50W	1.0W
Tolerances	0.05% / 0.1% / 0.25% / 0.5% / 1% / 5%		
Temperature Coefficient	5 / 10 / 15 / 25 / 50ppm/K		
Operating Voltage (Umax)	250V	300V	350V
Operating Temperature Range	-55 to 125°C		
Insulation Resistance	>1G		
Insulation Voltage	300V	600V	700V

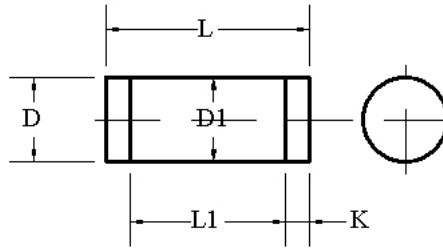


Ordering Information

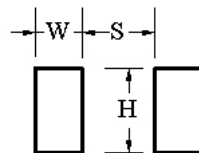
Part Number - Resistance - Tolerance
MFM55 100 kOhms 0.5%

SPECIFICATIONS (continued)

Dimensions



Type	Dimension	mm	tol. (±mm)	inches	tol. (±inches)
MFM55	L	3.50	0.2	0.14	0.008
	L1	1.60	0.2	0.06	0.008
	D	1.30	0.2	0.05	0.008
	K	0.80	0.1	0.03	0.004
	D1	1.05	0.1	0.04	0.004
MFM60	L	5.50	0.2	0.22	0.008
	L1	3.50	0.2	0.14	0.008
	D	2.10	0.2	0.08	0.008
	K	1.00	0.1	0.04	0.004
	D1	1.60	0.1	0.06	0.004
MFM65	L	5.90	0.2	0.23	0.008
	L1	3.90	0.2	0.15	0.008
	D	2.10	0.2	0.08	0.008
	K	1.20	0.1	0.05	0.004
	D1	1.60	0.1	0.06	0.004



Type	Dimension	mm	tol. (±mm)	inches	tol. (±inches)
MFM55	S	1.60	0.2	0.06	0.008
	W	2.50	0.2	0.10	0.008
	H	2.50	0.2	0.10	0.008
MFM60	S	2.60	0.2	0.10	0.008
	W	2.50	0.2	0.10	0.008
	H	2.50	0.2	0.10	0.008
MFM65	S	2.80	0.2	0.11	0.008
	W	2.80	0.2	0.11	0.008
	H	2.80	0.2	0.11	0.008

Ordering Information

MFM70 1 MOhms 5%

MFM55 100 kOhms 0.5%