
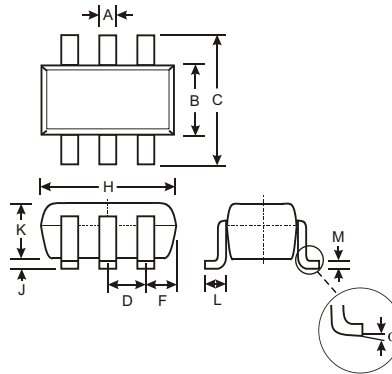


A suffix of "-C" specifies halogen & lead-free

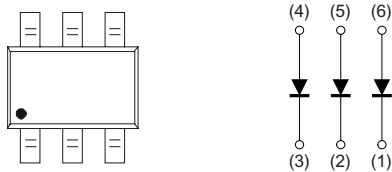


FEATURES

- RoHS Compliant Product
- Small Surface Mounting Type
- Low Reverse Current and Low Forward Voltage
- High Reliability
- High Speed Switching
- Three Diodes in Parallel for Easy Installation



SOT-363		
Dim	Min	Max
A	0.10	0.30
B	1.15	1.35
C	2.00	2.20
D	0.65 Nominal	
F	0.30	0.40
H	1.80	2.20
J	—	0.10
K	0.90	1.00
L	0.25	0.40
M	0.10	0.25
α	0°	8°
All Dimensions in mm		



Marking: 731 / D3P

ABSOLUTE MAXIMUM RATINGS (Ta = 25°C)

PARAMETER	SYMBOL	LIMITS	UNIT
Peak Reverse Voltage	V_{RM}	40	V
Reverse Breakdown Voltage @ $I_R = 100 \mu A$	$V_{(BR)R}$	40	V
Mean Rectifying Current	I_o	30	mA
Peak Forward Surge Current	I_{FSM}	200	mA
Junction Temperature	T_J	125	°C
Storage Temperature	T_{STG}	- 40 ~ + 125	°C

* 60 Hz for 1

● ELECTRICAL CHARACTERISTICS (Ta = 25°C)

PARAMETER	SYMBOL	CONDITIONS	Min.	Typ.	Max.	UNIT
Forward Voltage	V_F	$I_F = 1 \text{ mA}$	-	-	0.37	V
Reverse Current	I_R	$V_R = 10 \text{ V}$	-	-	1	μA
Capacitance Between Terminals	C_T	$V_R = 1 \text{ V}, f = 1 \text{ MHz}$	-	2.0	-	pF

Note) ESD Sensitive Product Handling Required.

● ELECTRICAL CHARACTERISTICS CURVES (SCS731DW)

