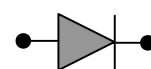


## Rectifier Diode SXXHN/HR860

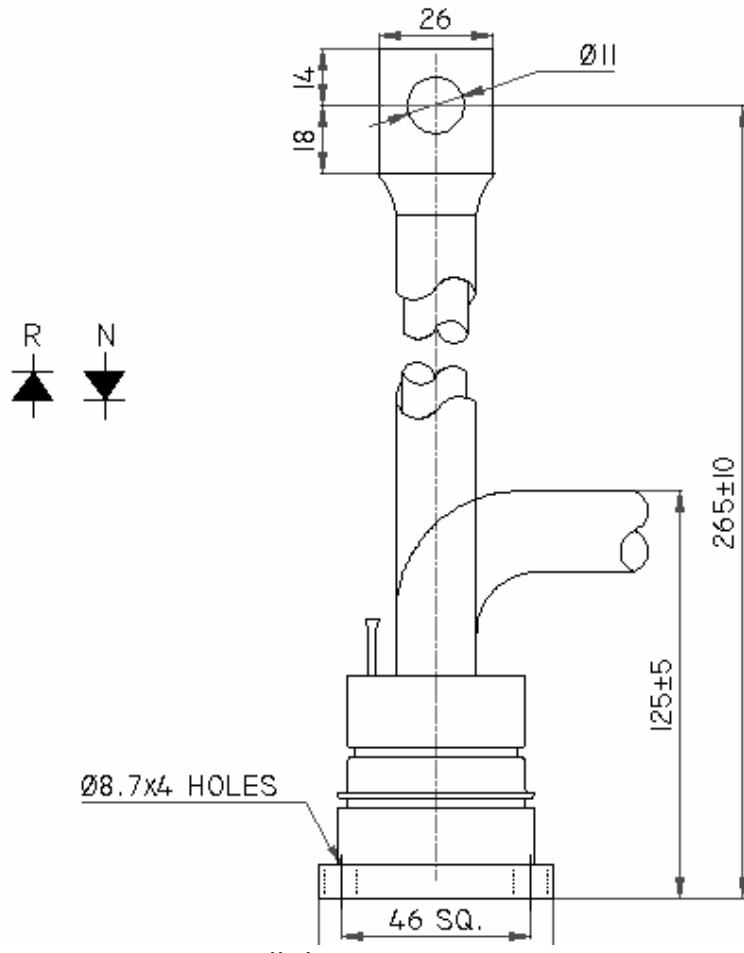
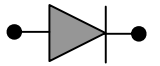


Symbol	Characteristics	Conditions	$T_J(^{\circ}\text{C})$	Value	Unit
<b>BLOCKING PARAMETERS</b>					
$V_{RRM}$	Repetitive peak reverse voltage		180	200-2000	V
$I_{RRM}$	Repetitive peak reverse current	$V = V_{RRM}$	180	50	mA
<b>CONDUCTING PARAMETERS</b>					
$I_{F(AV)}$	Average on-state current	180 sine, 50Hz, $T_C = 1000^{\circ}\text{C}$		860	A
$I_{RMS}$	RMS on-state current			1350	A
$I_{FSM}$	Non repetitive peak surge on-state current	Sine wave, 10mS without reverse voltage	180	16000	A
$I^2t$	Permissible surge energy			1280	kJ <sup>2</sup> S
$V_{FM}$	Peak on-state voltage drop	On-state current = 2500A	180	1.48	V
$V_0$	Typical forward conduction Threshold voltage		180	0.74	V
$r_0$	Typical forward slope resistance		180	0.20	m $\Omega$
<b>THERMAL &amp; MECHANICAL PARAMETERS</b>					
$R_{TH(J-C)}$	Thermal impedance, 180 <sup>o</sup> conduction, Sine	Junction to case		0.070	<sup>o</sup> C/W
$R_{TH(C-HK)}$	Thermal impedance	Case to heatsink		0.02	<sup>o</sup> C/W
$T_J$	Maximum Permissible junction temperature			180	<sup>o</sup> C
$T_{STG}$	Storage temperature range			-40 – 180	<sup>o</sup> C
F	Mounting Torque			20	NM
W	Weight			875	gms



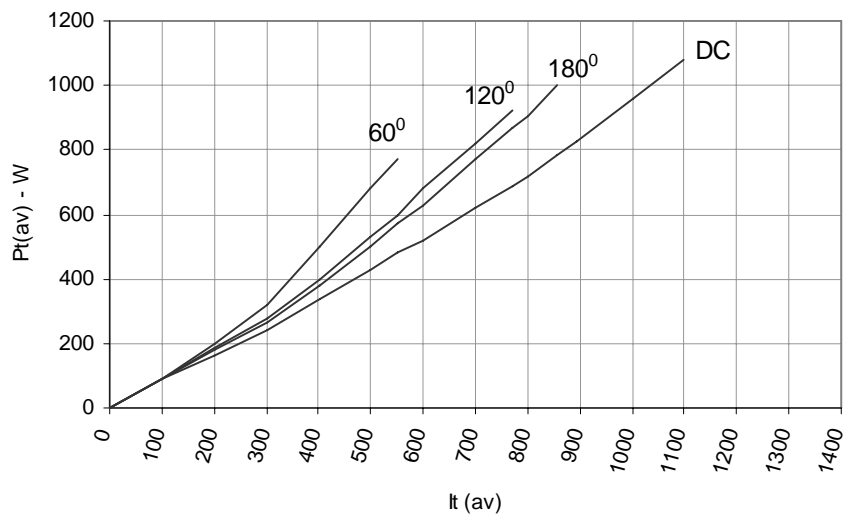
# HIND RECTIFIERS LTD

# Rectifier Diode SXXHN/HR860

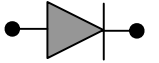


All dimensions in mm

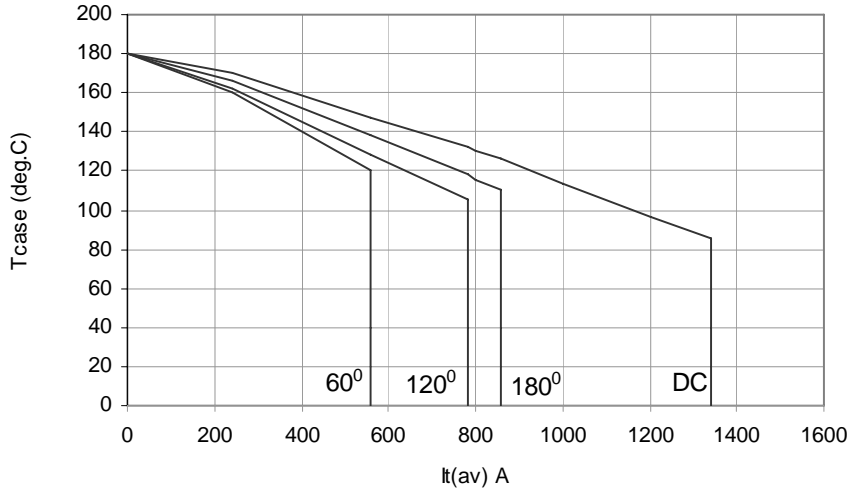
## On State Power Loss



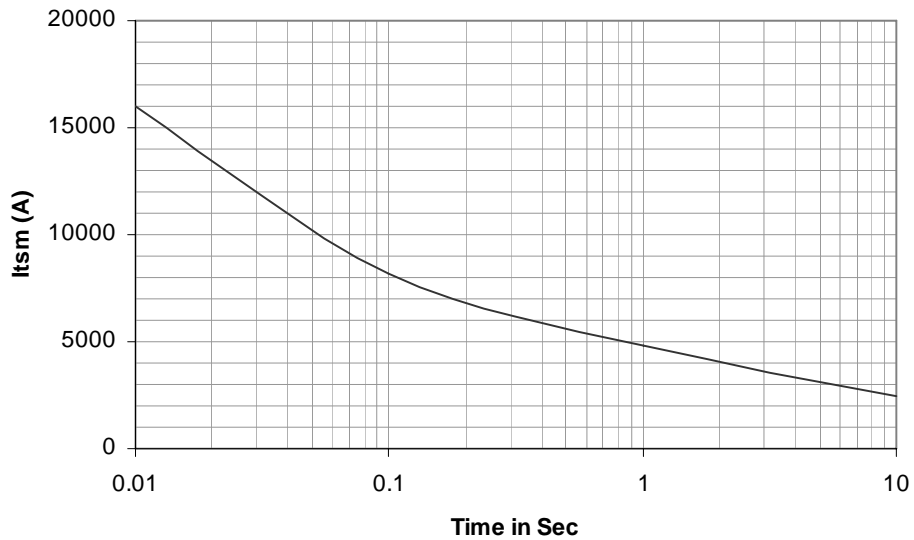
# Rectifier Diode SXXHN/HR860

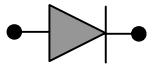


## Maximum Permissible Case Temp

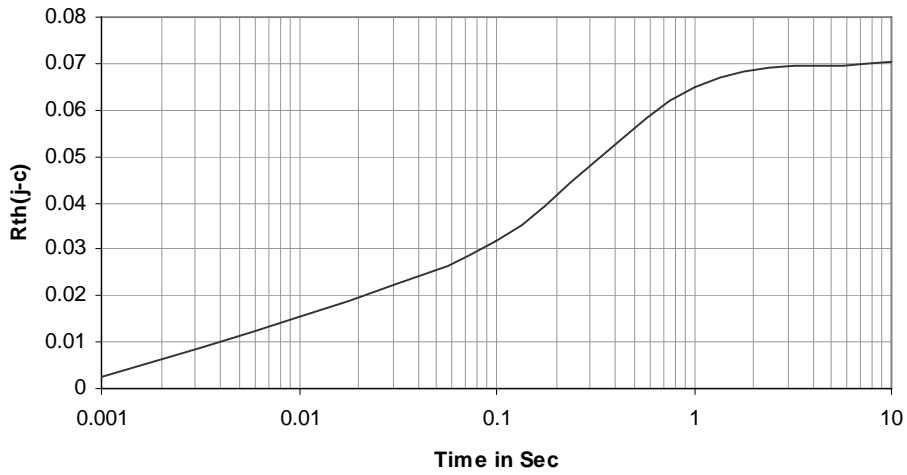


## Max non repetitive Surge Current

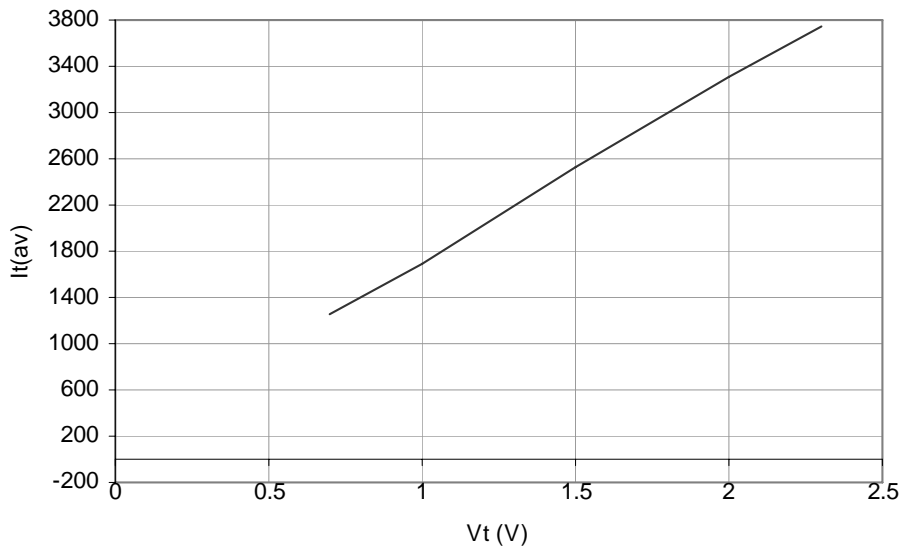




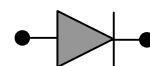
Transient Thermal Impedance Junction to Case



On State Characteristics



## Rectifier Diode SXXHN/HR860



### Ordering Information: -

<b>S</b>	<b>XX</b>	<b>HN / HR</b>	<b>860</b>
Hirect make Rectifier Diode	$V_{RRM} = XX * 100$ e.g. 12 * 100 = 1200V	HN - Normal Polarity HR - Reverse Polarity	$I_{F(AV)} = 860A$

Hind Rectifiers Ltd reserves the right to change the specifications without notice.

This datasheet specifies technical information for semiconductor devices but promises no characteristics. No warranty or guarantee expressed or implied is made regarding delivery, performance or suitability.

Hind Rectifiers Ltd  
Lake Road  
Bhandup (West)  
Mumbai – 400 078  
Tel: - +91 22 2596 8027/28/29/31  
Fax: - +91 22 2596 4114  
E-mail: - [marketing@hirect.com](mailto:marketing@hirect.com)  
Website: - [www.hirect.com](http://www.hirect.com)

June-2008



**HIND RECTIFIERS LTD**

5 of 5