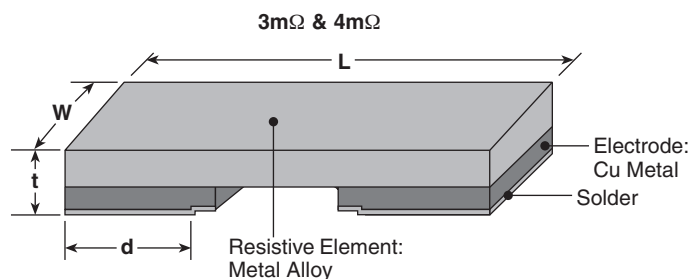
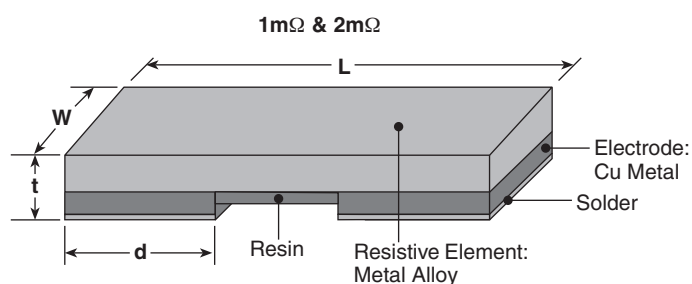


features

- Smooth current flow, suitable for large current detecting
- Flat structure, applicable for strong mounting
- Non inductive type
- Automatic mounting machines are applicable
- Suitable for reflow soldering
- Products with lead-free terminations meet EU RoHS and China RoHS requirements

dimensions and construction



Size Code	Resist. (Ω)	Dimensions inches (mm)			
		L	W	d	t
PSI	1.0mΩ				.039±.010 (1.0±0.25)
	2.0mΩ	.394±.010 (10.0±0.25)	.205±.010 (5.2±0.25)	.079±.010 (2.0±0.25)	.026±.010 (0.65±0.25)
	3.0mΩ				.028±.010 (0.7±0.25)
	4.0mΩ				
PSE	1.0mΩ	.252±.010 (6.4±0.25)	.252±.010 (6.4±0.25)	.087±.010 (2.2±0.25)	.026±.010 (0.65±0.25)

ordering information

New Part #	PS	I	D	TEB	1L00	F
Type						
Power Rating		I: 3W E: 3W				
Termination Material			D: SnAgCu			
Packaging				TE: embossed plastic (PSE: 2,000 pieces/reel) TEB: embossed plastic (PSI: 3,000 pieces/reel)		
Nominal Resistance					F: 4 digits J: 3 digits All values less than 0.1Ω (100mΩ) are expressed in mΩ with "L" as decimal Ex: 1mΩ = 1L00	
Tolerance						F: ±1% J: ±5%

applications and ratings

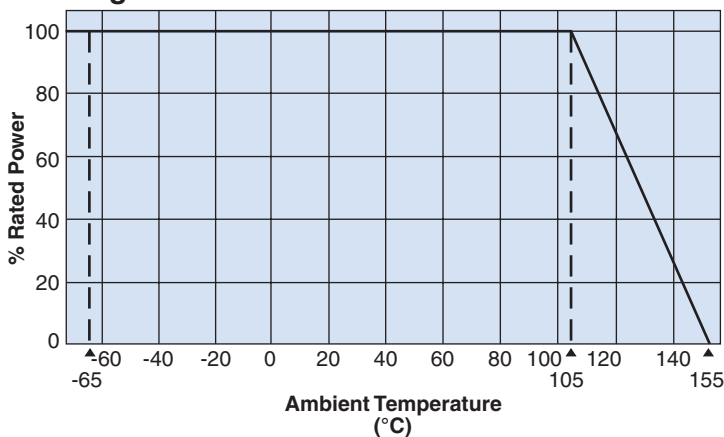
Part Designation	Power Rating	T.C.R. (ppm/°C) Max.	Resistance Range		Terminal Temperature Under a Rated Load	Operating Temperature Range
			F: ±1%	J: ±5%		
PSI	3W*	±75	1mΩ**, 2mΩ**	—	+105°C and less	-65°C to +155°C
		±50	3mΩ, 4mΩ	—		
PSE	3W*	±150	—	1mΩ		

* A power rating shall be guaranteed with a method shown in the item. Please inquire before you order and/or use.

** Under development

environmental applications

Derating Curve



Performance Characteristics

Parameter	Requirement Δ R		Test Method
	Limit	Typical	
Overload (Short time)	±0.2%: PSI ±0.5%: PSE	±0.1%: PSI ±0.2%: PSE	Rated power x 5 for 5 seconds
Resistance to Solder Heat	±0.5%	±0.1%	260°C ± 5°C, 15 seconds ± 1 second
Rapid Change of Temperature	±0.5%	±0.2%	-55°C (30 minutes), +125°C (30 minutes), 1,000 cycles
Moisture Resistance	±0.5%	±0.2%	85°C ± 2°C, 85% RH, 1000 hours, 10% Bias
Endurance at 105°C and Less of Terminal Temperature	±1.0%	±0.2%: PSI ±0.6%: PSE	Terminal temperature: 105°C, 1000 hours, 1.5 hr ON, 0.5 hr OFF cycle
Low Temperature Operation	±0.5%	±0.02%: PSI ±0.1%: PSE	-65°C, 96 hours
High Temperature Exposure	±1%	±0.4%: PSI ±0.6%: PSE	+155°C, 1,000 hours