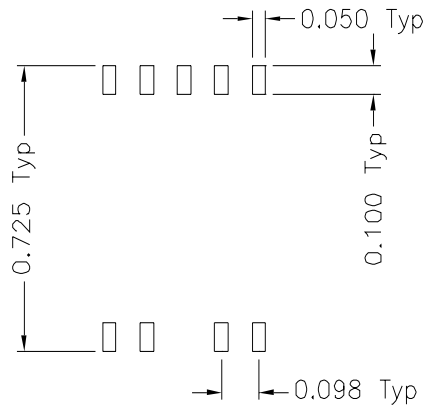
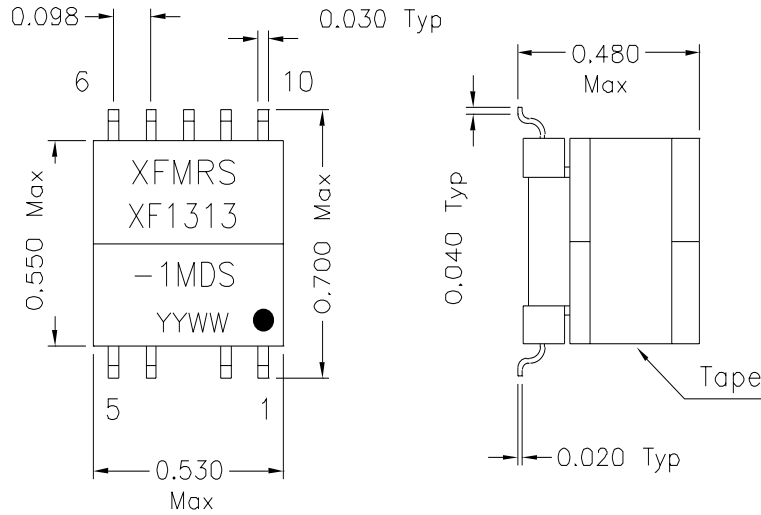
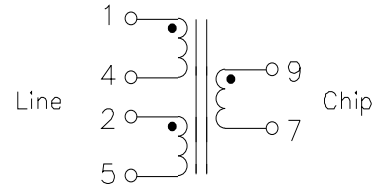


1. Dimensions:



Suggested PCB Layout

2.Schematic:



3.Electrical Specifications: @25°C

PIN1-5 OCL: 2.0mH ±6% @10KHz 0.1V
(CONNECT PIN2-4)

PIN1-5 LL: 11uH Max @100KHz 100mV
(CONNECT PIN2-4, PIN7-9)

URNS RATIO: Line:Chip = 4CS:1±1%

DC Res.: 2.5 Ohms Max (Line)

DC Res.: 1.0 Ohm Max (Chip)

THD: -80dB Min. @40KHz 12Vp-p

RETURN LOSS: 16.5dB Min. @40KHz-300KHz

INSERTION LOSS: 0.75dB Max @100KHz

LONGITUDINAL BALANCE: 50dB Min. @40KHz-300KHz

FREQ RESP: ±0.25dB, 40KHz-300KHz

ISOLATION VOLTAGE: 2500Vrms (Chip to Line)

TEMPERATURE RANGE: -40°C - +85°C

DOC. REV A/1

XFMR5 Inc	Title: MDSL TRANSFORMER		
	UNLESS OTHERWISE SPECIFIED TOLERANCES: .xxx ±0.010 Dimensions in INCH		P/N: XF1313-1MDS REV. A
	DWN.	廖玉坤	Oct-07-99
	CHK.	李清儿	Oct-07-99
	APP.	Joe Huff	Oct-07-99