

FOX 5.0V TTL CLOCK OSCILLATOR MODEL: F1100E

FEATURES

- 5.0V Operation
- TTL Output
- 14-Pin DIP



Quote it!

• PART NUMBER SELECTION [Learn More](#) - Internet Required

Part Number	Model Number	Frequency Stability ¹	Operating Temperature (°C)	Frequency Range (MHz)
049-Frequency-xxxxx	F1100E	±100PPM(STD)	0 ~ +70	1.000 ~ 100.000
343-Frequency-xxxxx	F1100ER	±100PPM	-40 ~ +85	1.000 ~ 100.000
060-Frequency-xxxxx	F1145E	±50PPM	0 ~ +70	1.000 ~ 100.000
061-Frequency-xxxxx	F1145ER	±50PPM	-40 ~ +85	1.000 ~ 70.000
055-Frequency-xxxxx	F1144E	±25PPM	0 ~ +70	1.000 ~ 100.000
465-Frequency-xxxxx	F1144ER	±25PPM	-40 ~ +85	1.000 ~ 70.000

• ELECTRICAL CHARACTERISTICS

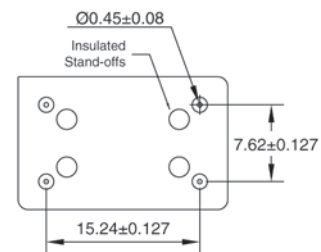
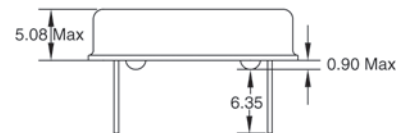
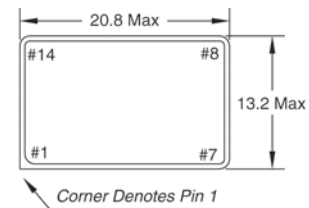
PARAMETERS	MAX (unless otherwise noted)
Frequency Range (Fo)	1.000 ~ 100.000 MHz
Storage Temperature Range (T _{STG})	-55°C ~ +125°C
Supply Voltage (V _{DD})	5.0V ± 10%
Input Current (I _{DD})	
1.000 ~ 8.000 MHz	15mA
8.000+ ~ 24.000 MHz	30mA
24.000+ ~ 70.000 MHz	70mA
70.000+ ~ 100.000 MHz	80mA
Output Symmetry (1.4V Level)	
1.000 ~ 8.000 MHz	45% ~ 55%
8.000+ ~ 100.000 MHz	40% ~ 60%
Rise Time (0.5V ~ 2.4V) (T _R)	
1.000 ~ 25.000 MHz	10 nS
25.000+ ~ 70.000 MHz	5 nS
70.000+ ~ 100.000 MHz	4 nS
Fall Time (2.4V ~ 0.5V) (T _F)	
1.000 ~ 25.000 MHz	10 nS
25.000+ ~ 70.000 MHz	5 nS
70.000+ ~ 100.000 MHz	4 nS
Output Voltage	
1.000 ~ 25.000 MHz (V _{OL})	0.4V
25.000+ ~ 100.000 MHz	0.5V
1.000 ~ 100.000 MHz (V _{OH})	2.4V Min
Output Current (I _{OL})	20mA Min
(I _{OH})	-1.0mA Min
Output Load	10TTL
Start-up Time (T _S)	
1.000 ~ 3.500 MHz	20mS
3.500+ ~ 4.000 MHz	35mS
4.000+ ~ 6.000 MHz	30mS
6.000+ ~ 20.000 MHz	20mS
20.000+ ~ 100.000 MHz	15mS

¹ Inclusive of 25°C tolerance, operating temperature range, input voltage change, load change, aging, shock, and vibration.

All specifications subject to change without notice. Rev. 6/1/04

Learn more about: [Part Marking Identification](#) [Mechanical Specification](#)

Internet required



Pin Connections

#1 N.C. #8 Output
#7 GND (Case) #14 +5Vdc

All dimensions are in millimeters.