

# VOLTAGE CONTROLLED OSCILLATOR


## SURFACE MOUNT MODEL: DCRO307331-10

OPTIMIZED BANDWIDTH

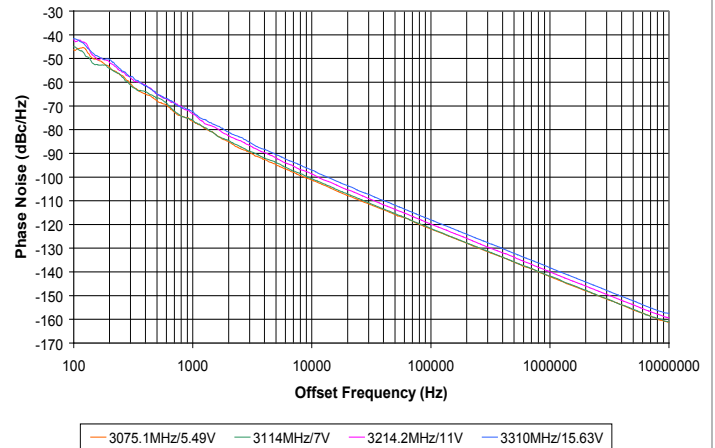
3075 - 3310 MHz

### FEATURES:

- ▶ Exceptional Phase Noise Performance
- ▶ Small Size, Surface Mount
- ▶ Lead Free REL-PRO® Technology



### Phase Noise



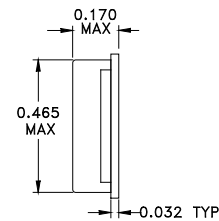
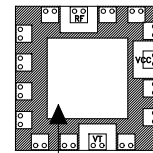
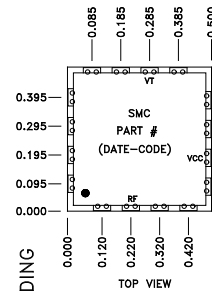
### SPECIFICATIONS (Rev. D 07/03/07)

Frequency	3075 - 3310 MHz
Tuning Voltage (Full Band)	See table below
Bias Voltage	+10V @ 38mA (Max.)
Output Power	+3 dBm (Min.)
Tuning Sensitivity	15 - 27 MHz/V (Typ.)
Output Impedance	50 Ohms (Nom.)
Harmonic Suppression	20 dB (Typ.)
Frequency Pulling	12 MHz (Typ. @ 1.75:1 VSWR)
Frequency Pushing	2 MHz/V (Typ.)
Phase Noise @ 10 kHz	-100 dBc/Hz (Typ.)
Operating Temperature Range	-40 to +85 °C

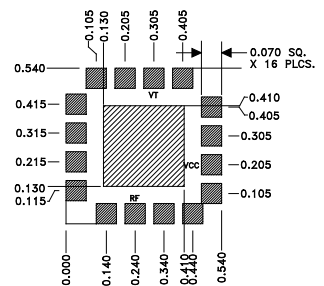
### Guaranteed Tuning Specifications

Tuning Voltage ( V )	Frequency ( MHz )
0.5	3075 (Max)
12	3175 (Min)
15	3230 (Min)
18	3280 (Min)
20	3310 (Min)

Package # 278LF



### RECOMMENDED PCB LAYOUT



OPTIONAL SOLDER AREA FOR HIGH VIBRATION ENVIRONMENT

TOLERANCES ON THREE DECIMAL PLACES = ± 0.015

PACKAGE MOUNTING: SEE APPLICATION NOTE AN7200

ALL UNLABELED PINS TO BE GROUNDING.

This product is manufactured under one or more of the following patents: Approved: 5,160,810; 5,122,621; 5,390,349; 5,416,449; 5,650,754; 5,805,431; 6,525,623; 6,850,575; 7,088,189; 7,180,381; 7,196,591 | Pending: 60/493075; 60/501371 & 60/501790; 60/527957 & 60/528670; 60/563481; 60/564173; 60/589090; 60/601823; 60/605791; EV31369834; 11/259766; 60/622485 & 60/710310; 10/937525/60/736901; 60/732787

Copyright © Synergy Microwave Corporation  
201 McLean Boulevard • Paterson, New Jersey 07504 • Tel: (973) 881-8800 • Fax: (973) 881-8361  
E-Mail: sales@synergymw.com • World Wide Web: http://www.synergymw.com



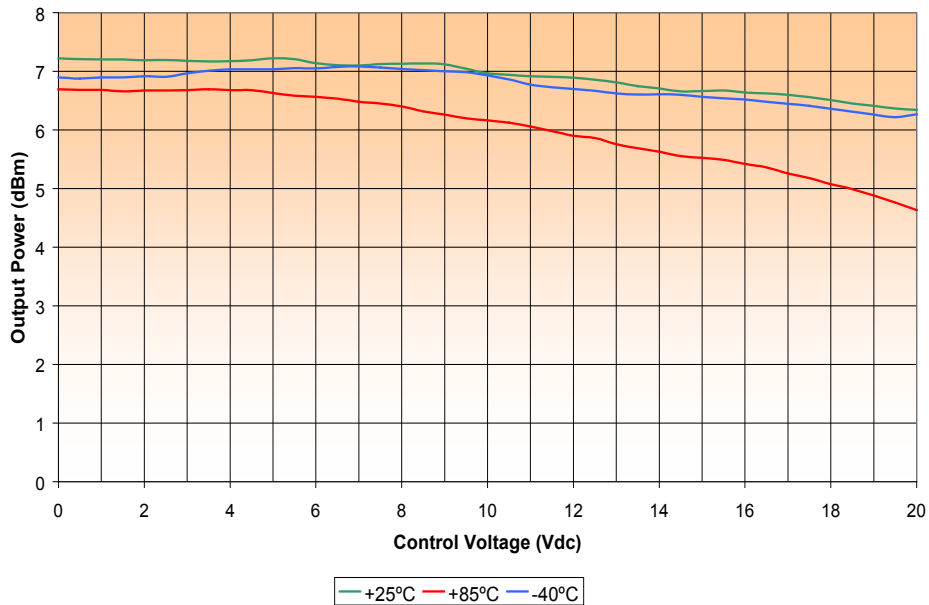
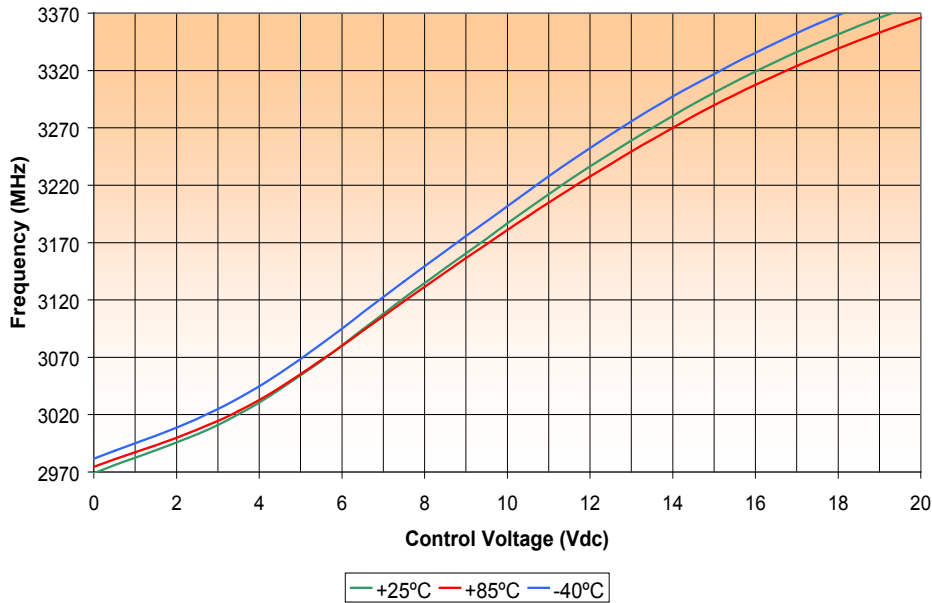
# VOLTAGE CONTROLLED OSCILLATOR

## SURFACE MOUNT MODEL: DCRO307331-10

OPTIMIZED BANDWIDTH

3075 - 3310 MHz

PERFORMANCE PLOTS



This product is manufactured under one or more of the following patents: Approved: 5,160,810; 5,122,621; 5,390,349; 5,416,449; 5,650,754; 5,805,431; 6,525,623; 6,850,575; 7,088,189; 7,180,381; 7,196,591 | Pending: 60/493075; 60/501371 & 60/501790; 60/527957 & 60/528670; 60/563481; 60/564173; 60/589090; 60/601823; 60/605791; EV31369834; 11/259766; 60/622485 & 60/710310; 10/937525/60/736901; 60/732787

Copyright © Synergy Microwave Corporation  
 201 McLean Boulevard • Paterson, New Jersey 07504 • Tel: (973) 881-8800 • Fax: (973) 881-8361  
 E-Mail: sales@synergymw.com • World Wide Web: http://www.synergymw.com

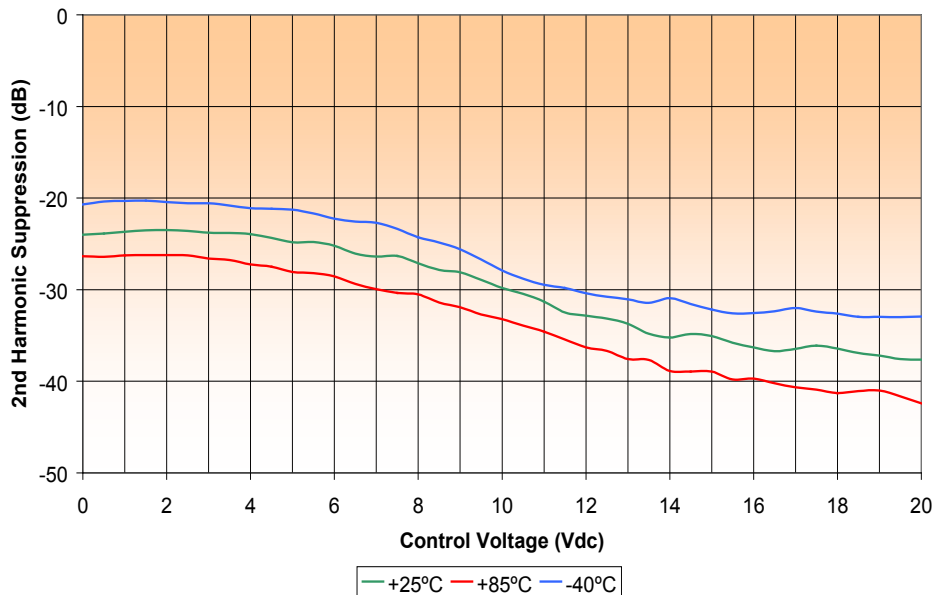
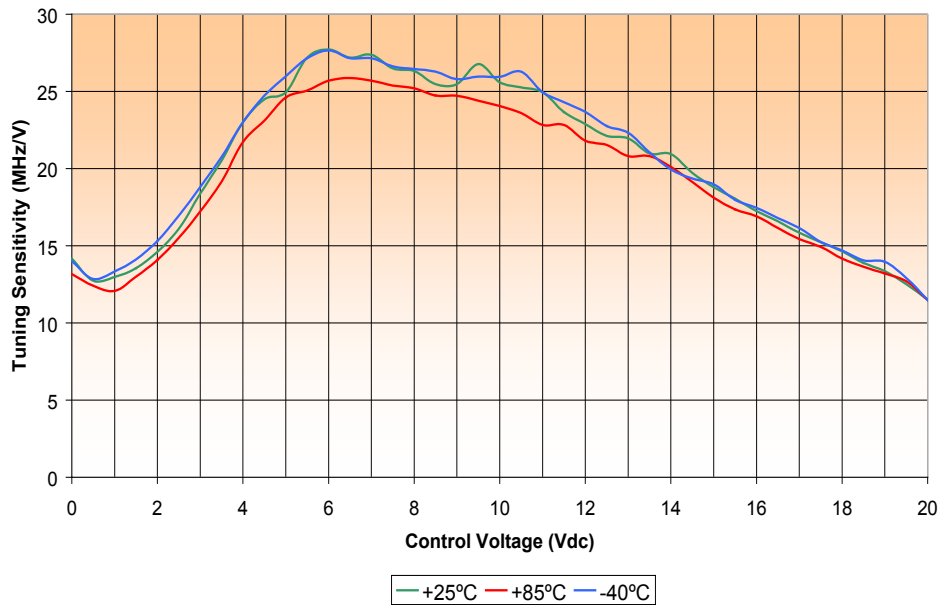


# VOLTAGE CONTROLLED OSCILLATOR SURFACE MOUNT MODEL: DCRO307331-10

OPTIMIZED BANDWIDTH

3075 - 3310 MHz

PERFORMANCE PLOTS



This product is manufactured under one or more of the following patents: Approved: 5,160,810; 5,122,621; 5,390,349; 5,416,449; 5,650,754; 5,805,431; 6,525,623; 6,850,575; 7,088,189; 7,180,381; 7,196,591 | Pending: 60/493075; 60/501371 & 60/501790; 60/527957 & 60/528670; 60/563481; 60/564173; 60/589090; 60/601823; 60/605791; EV31369834; 11/259766; 60/622485 & 60/710310; 10/937525/60/736901; 60/732787

Copyright © Synergy Microwave Corporation  
201 McLean Boulevard • Paterson, New Jersey 07504 • Tel: (973) 881-8800 • Fax: (973) 881-8361  
E-Mail: sales@synergymw.com • World Wide Web: <http://www.synergymw.com>

