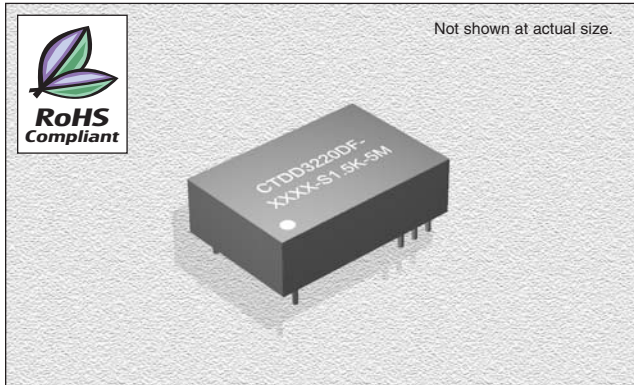


CTDD3220DF-S1.5K-5M

Series

Wide Input Isolated & Regulated
5W Output, Single Output



FEATURES

- Efficiency:** To 85%
- Temperature Range:** -40°C to +85°C
- Isolation:** 1.5KVDC
- Miscellaneous:** Wide (2:1) Input Range. Single Output. Metal Shielding Package. No heat sink required. 24 Pin Standard pinout. Continuous Short-Circuit Protection.
- Samples available.**

CHARACTERISTICS

- Output Short Circuit Protection:** Continuous 1 hour
- Temperature Rise at Full Load:** 40°C (Typ.)
- Cooling:** Free air convection
- Operating Temperature Range:** -40°C to +85°C
- Storage Temperature Range:** -55°C to +125°C
- Lead Temperature:** 300°C (1.5mm from case for 10 seconds)
- Storage Humidity Range:** ≤ 95%
- Case Material:** Metal
- MTBF:** >1,000,000 hours
- Miscellaneous:** RoHS Compliant.

SPECIFICATIONS

Part Number	Vin Nom. (VDC)	Input Range (VDC)	Vin Max.* (VDC)	Vout (VDC)	Iout Max. (mA)	Iout Min. (mA)	Effi. Typ. (%)
CTDD3220DF-1205-S1.5K-5M	12	9-18	20	5	1000	100	75
CTDD3220DF-1212-S1.5K-5M	12	9-18	20	12	420	42	77
CTDD3220DF-1215-S1.5K-5M	12	9-18	20	15	330	33	79
CTDD3220DF-1224-S1.5K-5M	12	9-18	20	24	200	20	81
CTDD3220DF-2405-S1.5K-5M	24	18-36	40	5	1000	100	75
CTDD3220DF-2412-S1.5K-5M	24	18-36	40	12	420	42	78
CTDD3220DF-2415-S1.5K-5M	24	18-36	40	15	330	33	82
CTDD3220DF-2424-S1.5K-5M	24	18-36	40	24	200	20	85
CTDD3220DF-4803-S1.5K-5M	48	36-72	80	3.3	1515	152	76
CTDD3220DF-4805-S1.5K-5M	48	36-72	80	5	1000	100	78
CTDD3220DF-4812-S1.5K-5M	48	36-72	80	12	420	42	81
CTDD3220DF-4815-S1.5K-5M	48	36-72	80	15	330	33	84
CTDD3220DF-4824-S1.5K-5M	48	36-72	80	24	200	20	85

*If Input voltage above specified may cause permanent damage to the device

ISOLATION SPECIFICATIONS

Item	Test Condition	MIN	TYP	MAX	Units
Isolation Voltage	Flash tested for 1 minute	1500			VDC
Isolation Resistance	Test at 500VDC	1000			MΩ

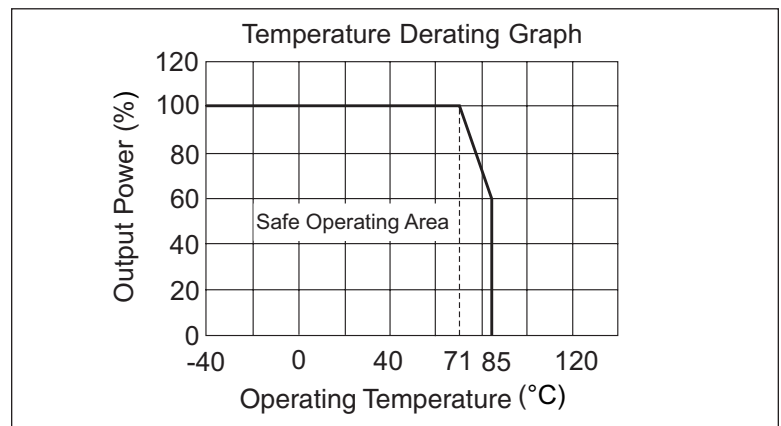
OUTPUT SPECIFICATIONS

Item	Test Condition	MIN	TYP	MAX	Units
5W Output Power				5	W
Output voltage accuracy	Refer to Recommended Circuit		±1	±3	%
Load regulation	From 10% to 100% load		±0.5	±1	%
Line regulation	Input Voltage from low to high		±0.2	±0.5	%
Temperature drift (Vout)	Refer to Temp. Derating Graph		0.02		%/°C
Ripple	20Hz to 300KHz Bandwidth		30	50	mVp-p
Noise	DC-20MHz Bandwidth		100	300	mVp-p
Switching frequency	100% load, nominal input voltage		300		KHz

Note:

1. All specifications measured at TA=25°C, humidity<75%, nominal input voltage and rated output unless otherwise specified.

TYPICAL CHARACTERISTICS

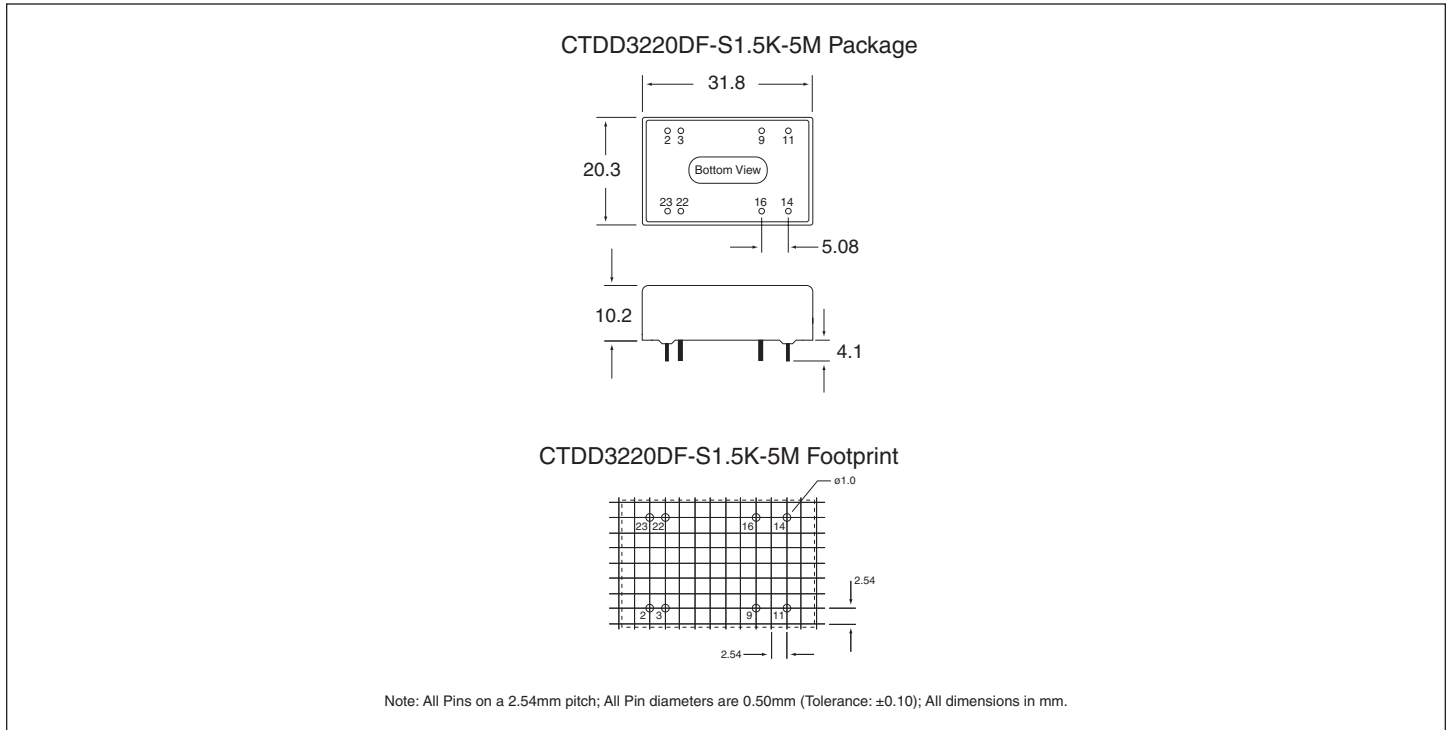


01.08.07

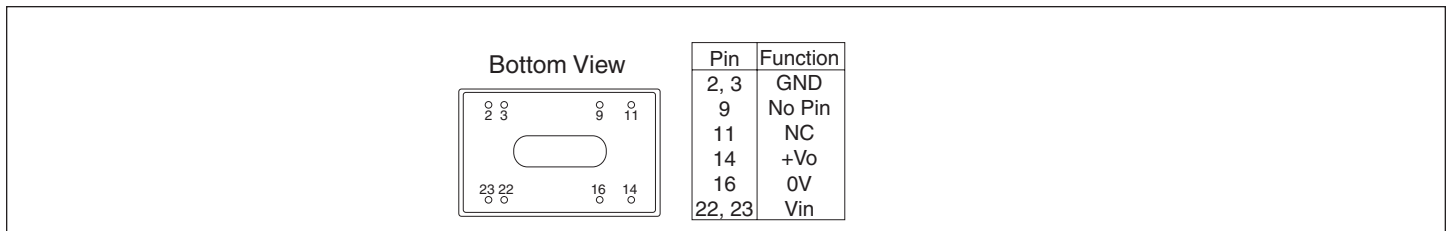
CTDD3220DF-S1.5K-5M Series

Wide Input Isolated & Regulated
5W Output, Single Output

OUTLINE DIMENSIONS & RECOMMENDED FOOTPRINT DETAILS



PIN CONNECTIONS

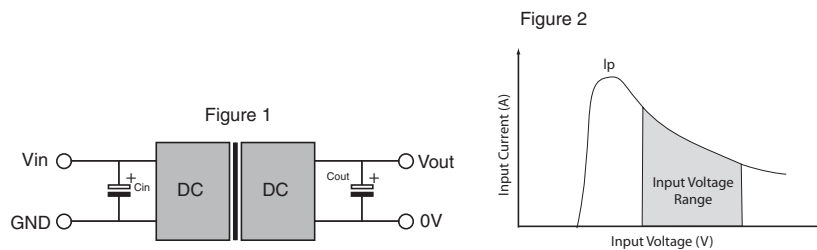


RECOMMENDED CIRCUIT

All the CTDD3220DF-S1.5K-5M Series have been tested according to the following recommended testing circuit before leaving factory. This series should be tested under load. Never be tested under no load (See figure 1 & 2). If you want to further decrease the input/output ripple, you can increase capacitance properly or choose capacitors with low ESR. However, the capacitance should not be too high. (See table 1)

External Capacitor Table (table 1)

Vin	Cin	Vout	Cout
12V	100 μ F	5V	100 μ F each 1A Current
24V	100 μ F	12V	
48V	100 μ F	15V	
		24V	



01.08.07