

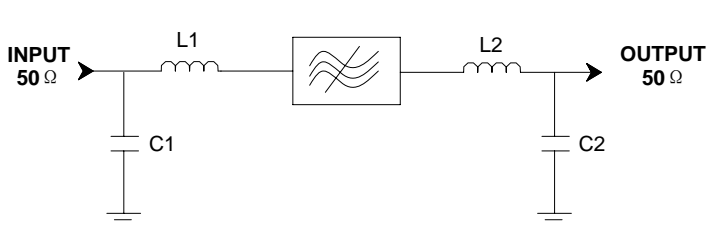
Specifications

Parameter	Unit	Minimum	Typical	Maximum
Center Frequency	MHz	-	250	-
Insertion Loss($f_0 \pm 20\text{MHz}$)	dB	-	20	22
1.5 dB Bandwidth	MHz	40	45.34	-
3 dB Bandwidth	MHz	45	46.2	-
35 dB Bandwidth	MHz	-	52.38	56
Passband Variation($f_0 \pm 20\text{MHz}$)	dB	-	0.9	1.5
Absolute Delay	usec	-	0.68	-
Group Delay Variation($f_0 \pm 20\text{MHz}$)	nsec	-	60	150
Ultimate Rejection	100~220MHz	dB	30	44
	280~500MHz	dB	30	34
	500~1000MHz	dB	30	40
Material Temperature coefficient	KHz/°C	-23.5		
Ambient Temperature	°C	25		
Package Size	SMD7.0*5.0			

Notes:

1. All specifications are based on the test circuit shown
2. In production, devices will be tested at room temperature to a guardbanded specification to ensure electrical compliance over temperature
3. Electrical margin has been built into the design to account for the variations due to temperature drift and manufacturing tolerances
4. This is the optimum impedance in order to achieve the performance show

Matching Configuration



L1=L2=39nH
C1=C2=15pF
Source/Load Impedance=50 ohm

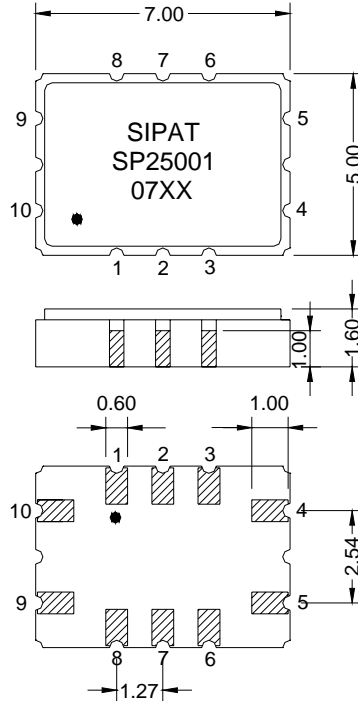
Notes - Component values may change depending on board layout.



SIPAT Co., Ltd.
(CETC No. 26 Research Institute)
Nanping Huayuan Road No. 14
Chongqing, China, 400060

Part Number	SP25001		
Rev. Date	2007-04-25		
Ver.	1.0	Page 1/4	

Package Dimension



- 1) ∴ Pad Number 1 Index
- 2) SIPAT: Manufacturer name
- 3) SP25001: Part Number
- 4) 07XX: Date Code

Input	9
Output	4
Ground	1,2,3,5,6,7,8,10

Package: SMD7.0*5.0

Unit: mm

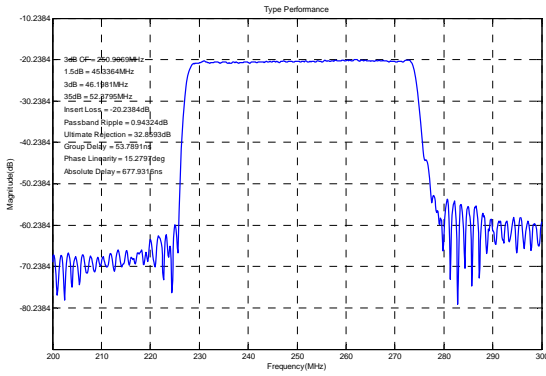


SIPAT Co., Ltd.
(CETC No. 26 Research Institute)
Nanping Huayuan Road No. 14
Chongqing, China, 400060

Part Number	SP25001	
Rev. Date	2007-04-25	
Ver.	1.0	Page 2/4

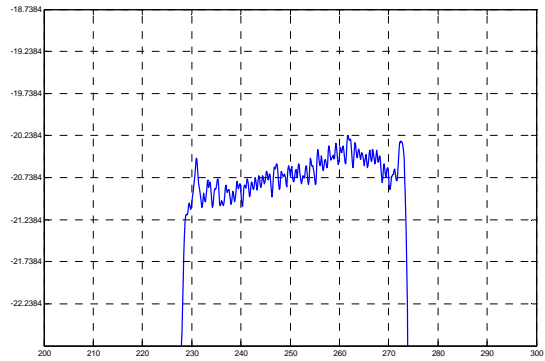
Typical Performance

Frequency Response



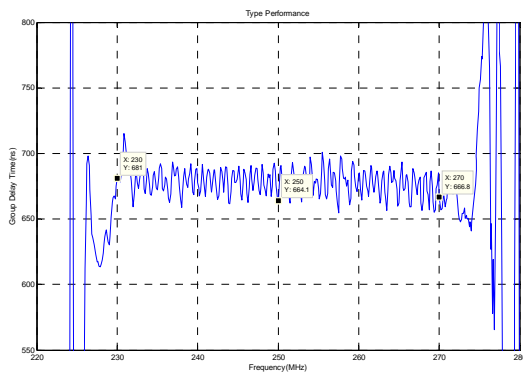
Horizontal: 10MHz/Div Vertical: 10dB/Div

Passband Response



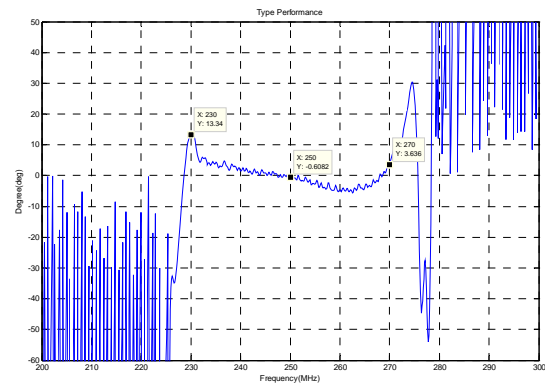
Horizontal: 10MHz/Div Vertical: 0.5dB/Div

Group Delay Variation (f0±20MHz)



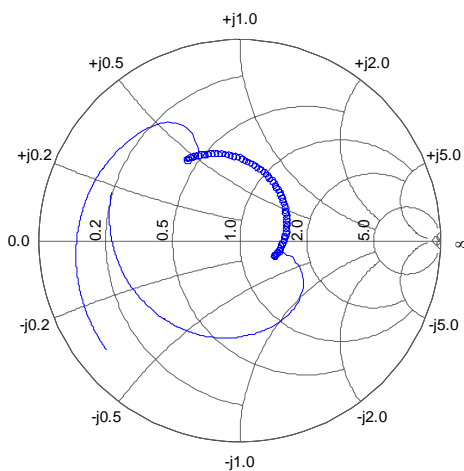
Horizontal: 10MHz/Div Vertical: 50ns/Div

Phase Linearity (f0±20MHz)

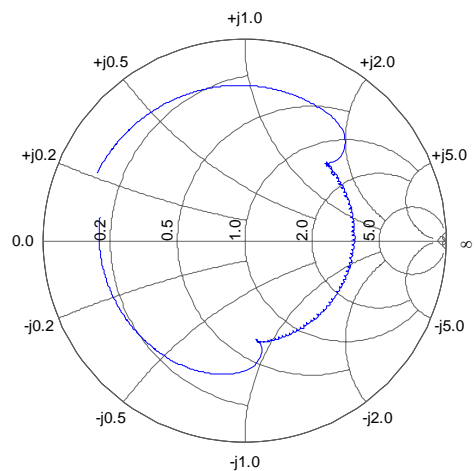


Horizontal: 10MHz/Div Vertical: 10deg/Div

Smith Chart S11



Smith Chart S22



SIPAT Co., Ltd.
(CETC No. 26 Research Institute)
Nanning Huayuan Road No. 14
Chongqing, China, 400060

Part Number

SP25001

Rev. Date

2007-04-25

Ver.

1.0

Page 3/4

Maximum Ratings

Operating Temperature Range	°C	[-40°C;+85°C]
Storage Temperature Range	°C	[-40°C;+105°C]
DC Voltage	V	0
Input Power	dBm	10 max
ESD Class		1



SIPAT Co., Ltd.
(CETC No. 26 Research Institute)
Nanping Huayuan Road No. 14
Chongqing, China, 400060

Part Number	SP25001		
Rev. Date	2007-04-25		
Ver.	1.0	Page	4/4