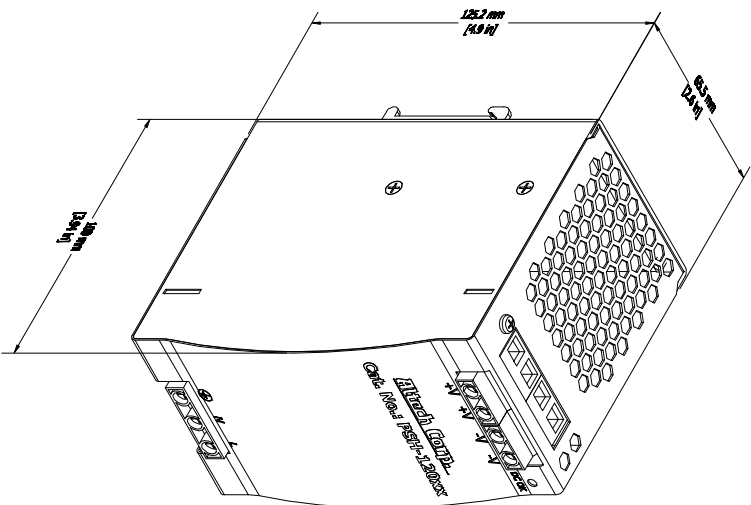
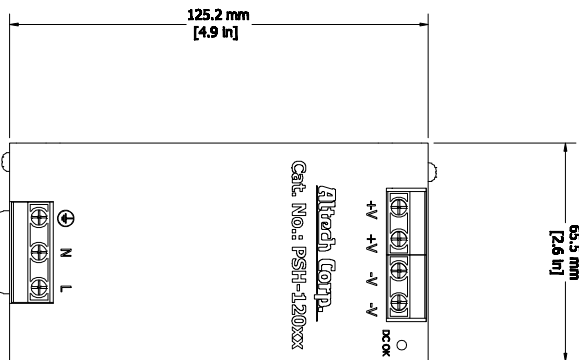
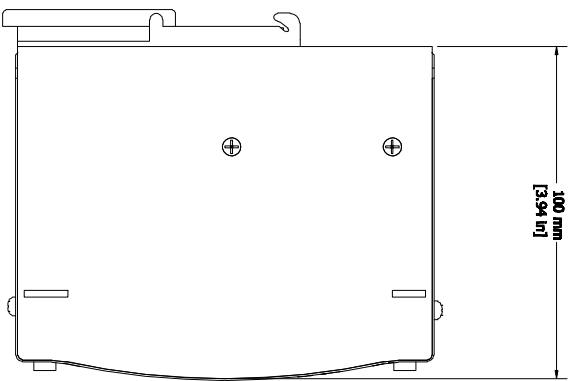
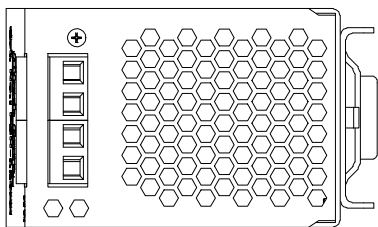


REVISIONS FOR DWG # 20-PSH120-PSH120				
REV	CH.NO.	DESCRIPTION	DATE	REVISOR BY
-	-	ORIGINAL DESIGN	7/24/07	Phil E.



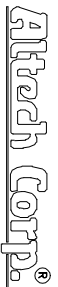
- UNLESS OTHERWISE SPECIFIED
- ALL DIMENSIONS ARE IN MILLIMETERS
 - THIRD ANGLE PROJECTION



- TOLERANCE
- XX ±1mm
 - XX.X ±0.5mm
 - XX.XX ±0.2mm
 - ALL - mm

METR-C

This Drawing is the property of



35 Royal Road
Flemington NJ 08822-6000
(908) 806-9400 • Fax (908) 806-9490

AND IS A CONFIDENTIAL DISCLOSURE
LENT WITHOUT CONSIDERATION OTHER
THAN THE BORROWER'S AGREEMENT
THAT IT SHALL NOT BE REPRODUCED,
COPIED, LENT, OR DISPOSED OF
DIRECTLY OR INDIRECTLY NOR USED
FOR ANY PURPOSE OTHER THAN THAT
FOR WHICH IT IS SPECIFICALLY
FURNISHED.

TITLE: 120W Single Output DIN Rail
Power Supply PSH-120 Series

DRAWN BY: Philipp Ernsterberger
CHECKED BY: Laszlo Gyorgypal
RELEASED BY: Laszlo Gyorgypal

DRAWING NO.: 20-PSH120-PSH120
SCALE: - SHEET: 1 OF: 1

REV.: -