

**RoHS
Compliant**

**Flangeless Termination
125 Watts, 50Ω**



General Specifications

Resistive Element	Thick film
Substrate	Beryllium oxide ceramic
Cover	Alumina ceramic
Leads	99% pure silver (.006" thick)

Electrical Specifications

Resistance Range:	50 ohms, $\pm 5\%$
Frequency Range;	DC – 3.0 GHz
Power:	125 Watts
VSWR:	1.20:1

Tolerance is $\pm 0.010"$, unless otherwise specified. Designed to meet or exceed applicable portions of MIL-E-5400. Operating temperature is -55°C to 150°C (see chart for derating temperatures).

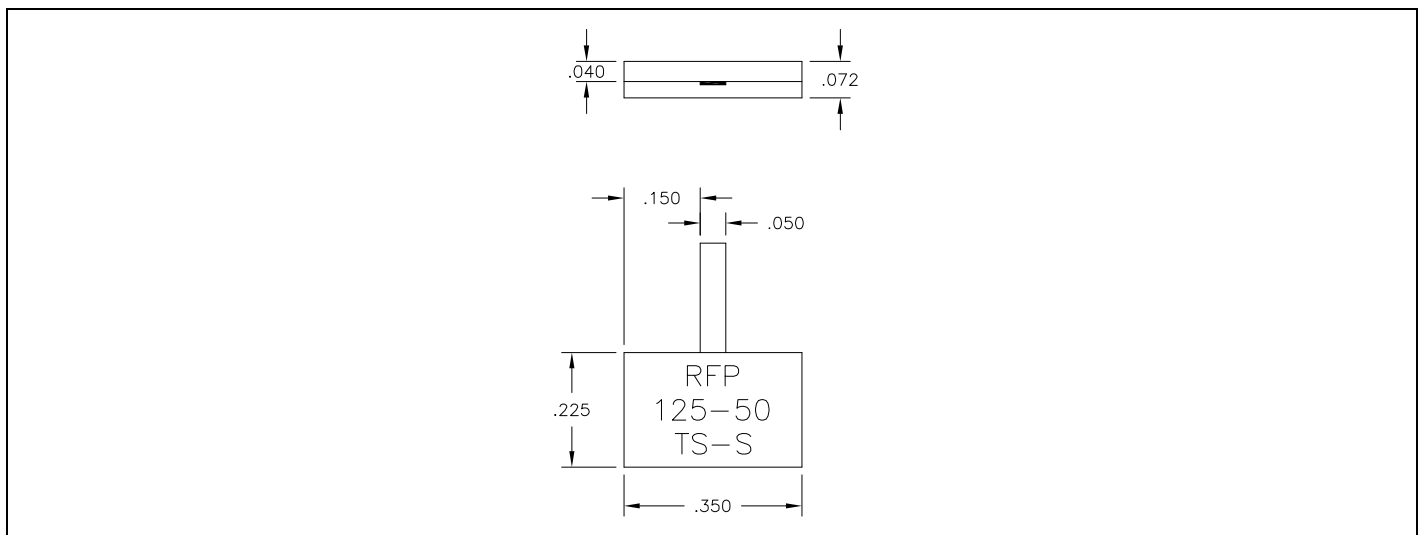
All dimensions in inches.

Specifications subject to change without notice.


Features:

- DC – 3.0 GHz
- 125 Watts
- BeO Ceramic
- Non-Nichrome Resistive Element
- Welded Silver Leads
- Low VSWR
- 100% Tested
- RoHS Compliant

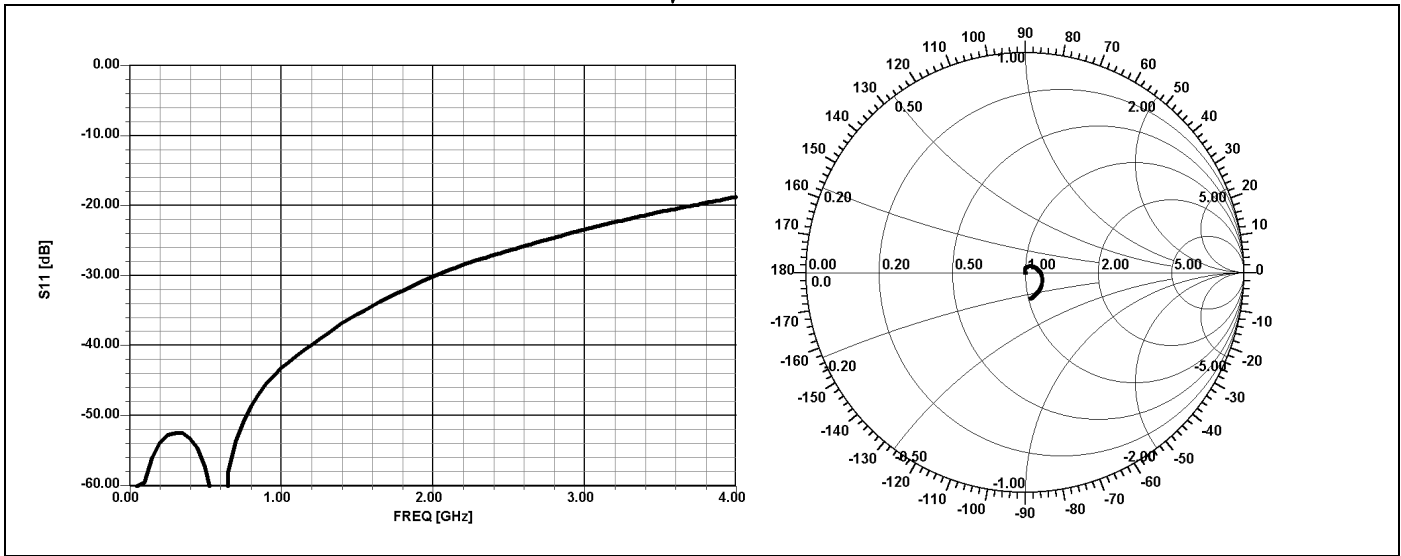
Outline Drawing



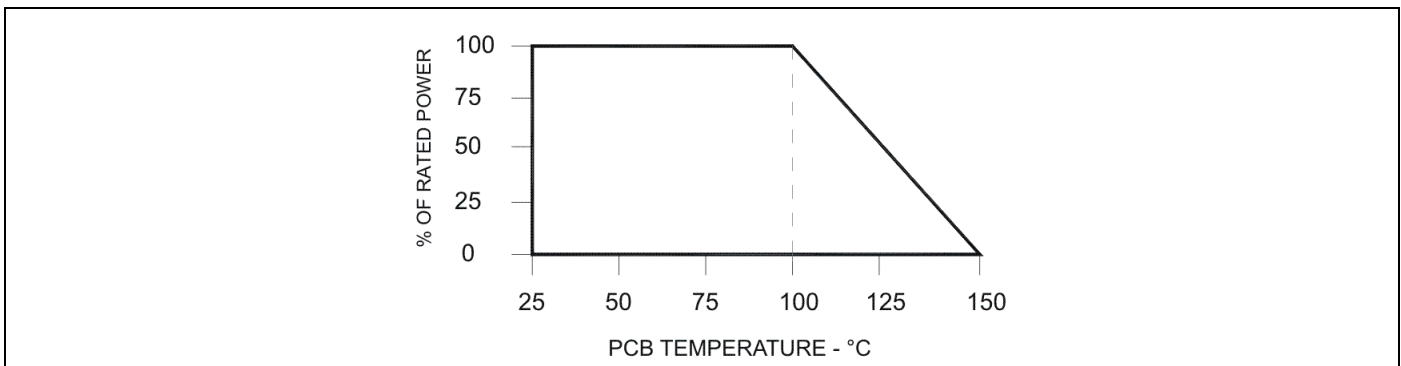
125-50TS-S (097) Rev B



Typical Performance:



Power De-rating:



Mounting Footprint and Procedure:


SUGGESTED MOUNTING PROCEDURES:

1. MAKE SURE THAT THE DEVICES ARE MOUNTED ON FLAT SURFACES (.001" UNDER THE DEVICE) TO OPTIMIZE THE HEAT TRANSFER.
2. POSITION DEVICE ON MOUNTING SURFACE AND SOLDER IN PLACE USING A INDALLOY TYPE OR A SN96 TYPE SOLDER.
3. SOLDER LEADS IN PLACE USING SN96 TYPE SOLDER WITH A CONTROLLED TEMPERATURE IRON (260°C).

125-50TS-S (097) Rev B

USA/Canada: (315) 432-8909
 Toll Free: (800) 544-2414
 Europe: +44 2392-232392

Available on Tape and Reel For Pick and Place Manufacturing.



Anaren
 What'll we think of next?™