


USR 4-1414

Precision Shunt Resistors



- Resistances from 0.5Ohm to 100Ohms
- Power Rating to 25Watt
- Resistance Tolerances to $\pm 0.01\%$
- TCR to $\pm 1\text{ppm/K}$
- Load Stability to 0.01%

SPECIFICATIONS

Type	USR 4-1414
Resistance Range	0.5 to 100 Ohms
Power rating free air 70°C with heatsink	0.8 W 25 W
Thermal Resistance Rthj-c	< 4.2 K/W
Tolerances from 0.5 Ohms from 1.0 Ohms	0.1% / 0.25% / 0.5% / 1% 0.01% / 0.02% / 0.05% / 0.1% / 0.25% / 0.5% / 1%
Stability	0.01%
Temperature Coefficient	max. $\pm 5\text{ppm/K}$ (-55 to 155°C) typ. $\pm 3\text{ppm/K}$ (-55 to 125°C) upon request $\pm 1\text{ppm/K}$ (0 to 60°C)
Voltage Proof	1.5 kVDC
Thermal EMF	< 0.1 $\mu\text{V/K}$
Operating Temperature Range	-55 to 155°C
Resistor Material	NiCr-Foil
Substrate	Al ₂ O ₃ upon request: AlN
Housing	Plastic / Epoxy
Connector Material	Cu tinned
Terminals	4

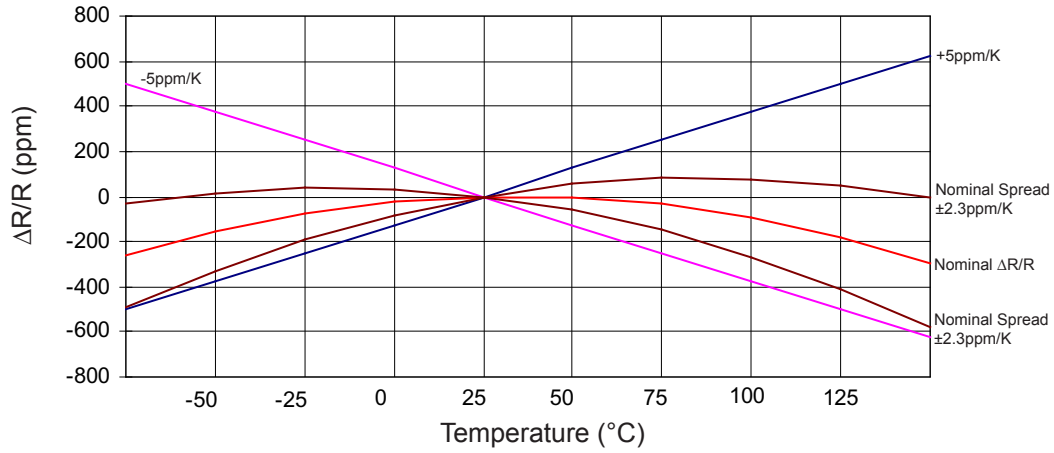
Ordering Information

Part Number - Resistance - Tolerance - TCR

USR 4-1414 0.5Ohms 0.5% 1ppm

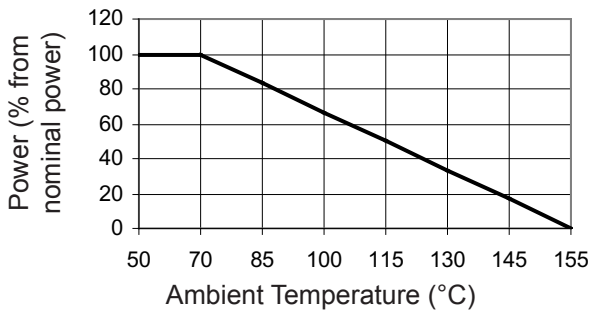
SPECIFICATIONS (continued)

Temperature Coefficient

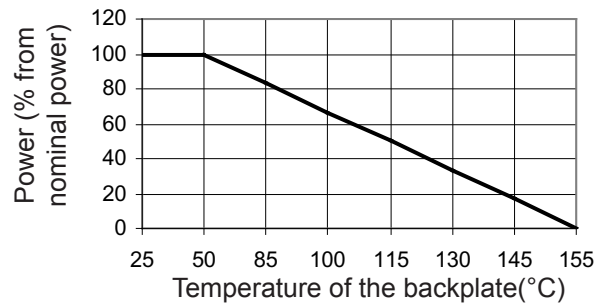


Derating

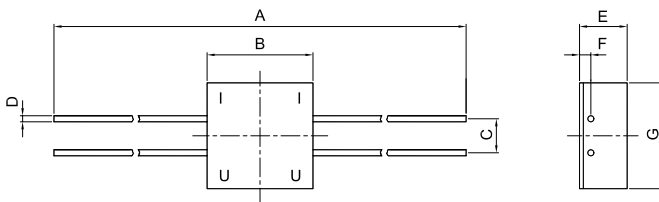
without Heatsink



with Heatsink



Dimensions



Dimension	mm	tol. (±mm)	inches	tol. (±inches)
A	94.00	0.5	3.70	0.020
B	14.00	0.2	0.55	0.008
C	4.50	0.1	0.18	0.004
D	Ø0.80	0.1	Ø0.03	0.004
E	6.30	0.2	0.25	0.008
F	1.50	0.2	0.06	0.008
G	14.00	0.2	0.55	0.008