

Features

- Transient protection for data lines to **IEC61000-4-2(ESD) 15KV(air), 8KV(contact)**
- Small package for use in portable electronics
- Low operating and clamping voltage
- Protects four I/O lines

Applications

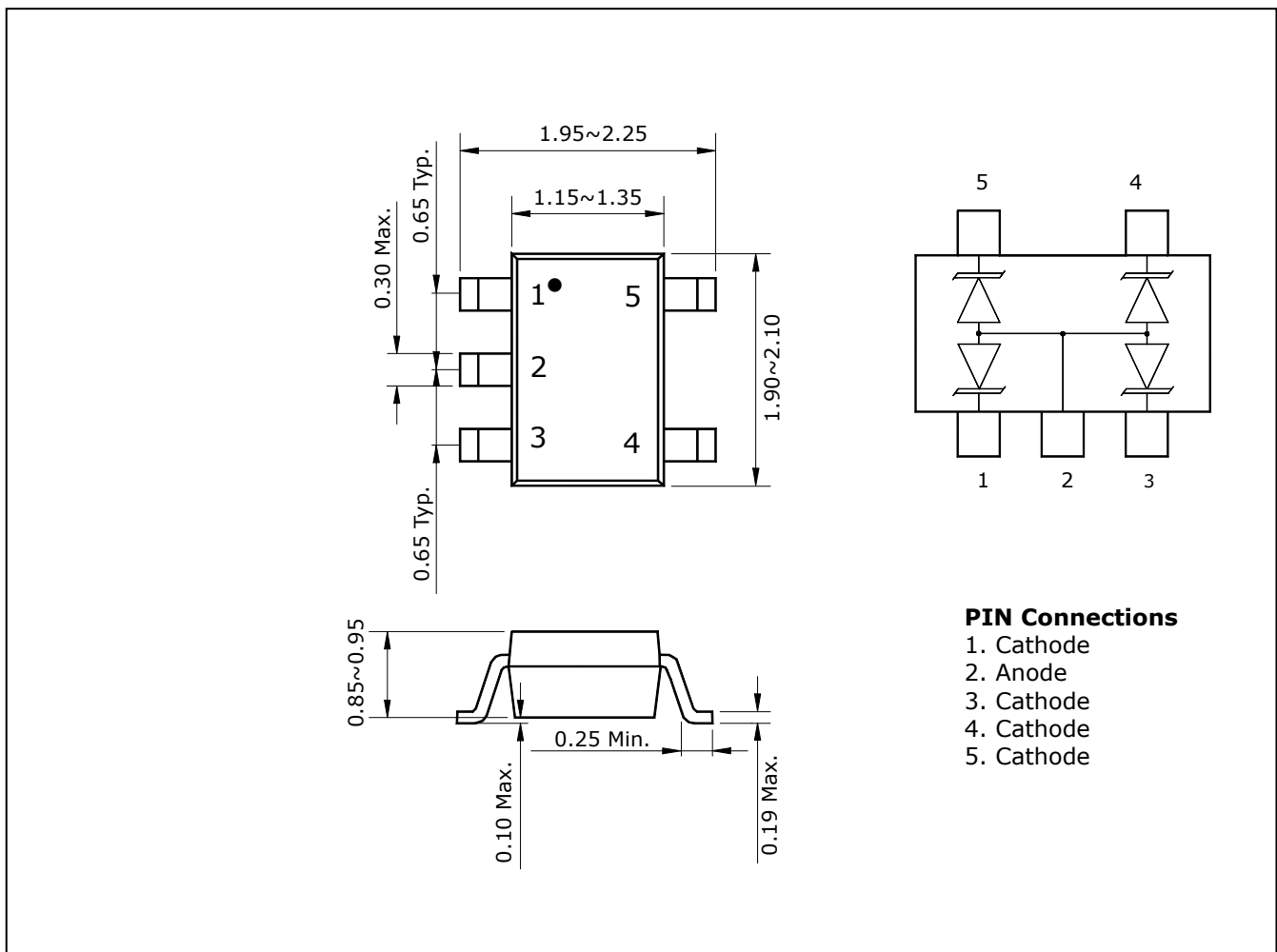
- Cell phone Handsets and Accessories
- Microprocessor based equipment
- Notebooks, Desktops and Servers

Ordering Information

Type NO.	Marking	Package Code
SDT05H	H05	SOT-353

Outline Dimensions

unit : mm



Absolute Maximum Ratings

(Ta=25°C)

Characteristic	Symbol	Rating	Unit
Peak pulse power (tp = 8/20 μ s)	P _{PK}	200	W
Peak pulse current (tp = 8/20 μ s)	I _{PP}	12	A
Lead soldering temperature	T _L	260 (10sec.)	°C
Junction temperature	T _J	125	°C
Storage temperature range	T _{stg}	-55 ~ 150	°C

Electrical Characteristics

(Ta=25°C)

Characteristic	Symbol	Test Condition	Min.	Typ.	Max.	Unit
Reverse breakdown voltage	V _{BR}	I _R =1mA	6.0	-	7.5	V
Reverse leakage current	I _R	V _R =5V	-	-	5	μ A
Clamping voltage	V _{C(1)}	I _{PP} =1A, tp=8/20 μ s	-	-	9.5	V
	V _{C(2)}	I _{PP} =12A, tp=8/20 μ s	5.0	-	12.5	V
Total capacitance	C _T	Between I/O pins and GND V _R =0V, f=1MHz	-	-	150	pF

Electrical Characteristics Curves

Fig. 1 P_{PP} vs t_d

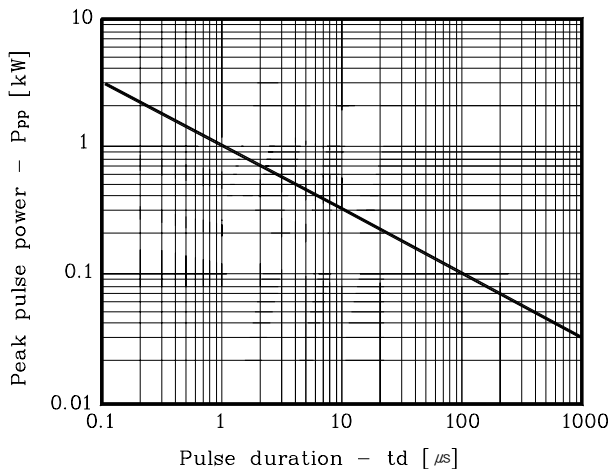


Fig. 2 Power derating curve

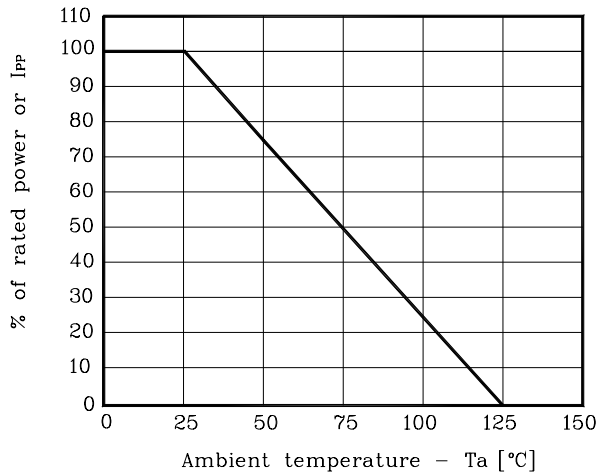


Fig. 3 Current of I_P

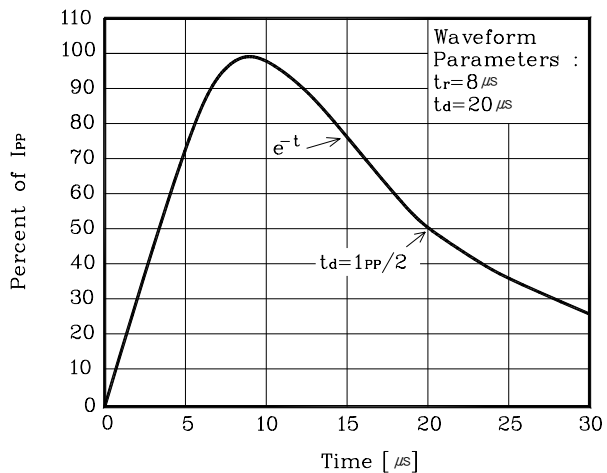


Fig. 4 V_C vs I_{PP}

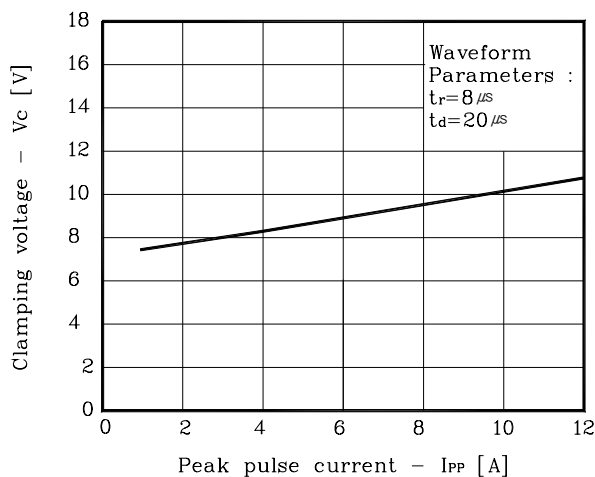
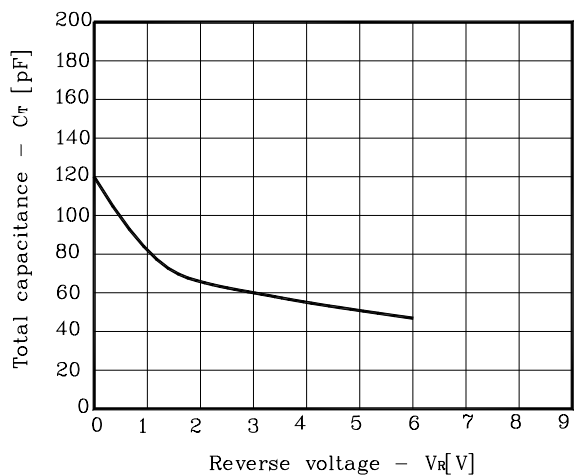


Fig. 5 C_T vs V_R



The AUK Corp. products are intended for the use as components in general electronic equipment (Office and communication equipment, measuring equipment, home appliance, etc.).

Please make sure that you consult with us before you use these AUK Corp. products in equipments which require high quality and / or reliability, and in equipments which could have major impact to the welfare of human life(atomic energy control, airplane, spaceship, transportation, combustion control, all types of safety device, etc.). AUK Corp. cannot accept liability to any damage which may occur in case these AUK Corp. products were used in the mentioned equipments without prior consultation with AUK Corp..

Specifications mentioned in this publication are subject to change without notice.