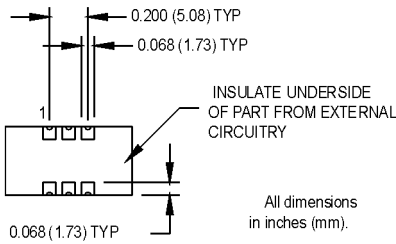
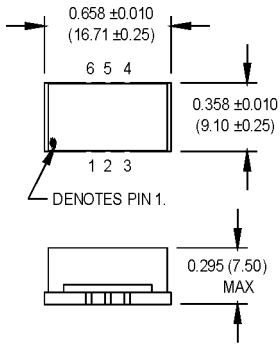


M5001 Series

9x16 mm FR-4, 3.3 Volt, CMOS/TTL/PECL/LVDS, HPXO

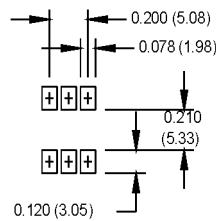


- Ideal for applications requiring long term (20 year) all-inclusive stability



All dimensions in inches (mm).

SUGGESTED SOLDER PAD LAYOUT



Pin Connections

PIN	FUNCTION
1	N/C
2	Tristate
3	Ground
4	Output 1
5	Output 2
6	+Vcc/Vdd

Ordering Information

	M5001	2	8	R	C	K	-R	00.0000	MHz
Product Series									
Temperature Range	1: 0°C to +70°C		2: -40°C to +85°C						
	6: -20°C to +70°C		7: 0°C to +85°C						
Stability	6: ±25 ppm		8: ±20 ppm						
	D: ±15 ppm		E: ±10 ppm						
Output Type	R: Complementary tristate (PECL/LVDS) T: Tristate (CMOS)								
Symmetry/Logic Compatibility	D: 45/55% CMOS/TTL L: 45/55% LVDS P: 45/55% PECL								
Package/Lead Configurations	K: FR-4, 6 Pad								
RoHS Compliance	Blank: non-RoHS compliant part -R: RoHS compliant part								
Frequency (customer specified)									

PARAMETER	Symbol	Min.	Typ.	Max.	Units	Condition/Notes
Frequency Range	F	1		160	MHz	CMOS/TTL
		19.44		800	MHz	PECL/LVDS
Operating Temperature	T _A	(See Ordering Information)				
Storage Temperature	T _s	-55		+105	°C	
Frequency Stability	ΔF/F	(See Ordering Information)				
		See Note 1				
Aging						
1st Year				1.5	ppm	
Thereafter (per year)				0.5	ppm	
Input Voltage	V _{cc} /V _{dd}	3.15	3.3	3.45	V	
Input Current	I _{cc} /I _{dd}	5		50	mA	CMOS/TTL
		50		120	mA	PECL
		5		75	mA	LVDS
Output Type						CMOS/TTL/PECL/LVDS
Load		2 TTL or 15 pF Max. 50 Ohms to V _{cc} -2 Volts 100 Ohm differential load				CMOS/TTL PECL LVDS
Symmetry (Duty Cycle)		(See Ordering Information)				
Output Skew				50	ps	PECL
Differential Voltage		250	375	500	mV	LVDS
Logic "1" Level	V _{oh}	2.5			V	CMOS/TTL
		2.2		2.4	V	PECL
		1.375			V	LVDS
Logic "0" Level	V _{ol}			0.5	V	CMOS/TTL
		1.4		1.7	V	PECL
				1.125	V	LVDS
Rise/Fall Time	T _r /T _f	2.0		10	ns	CMOS/TTL
		0.25		3.0	ns	PECL/LVDS
Tristate Function		Input Logic "1": output active Input Logic "0": output disables				Opposite tristate logic Available upon request
Start up Time		10			ms	
Phase Noise (Typical)	10 Hz	100 Hz	1 kHz	10 kHz	100 kHz	Offset from carrier
@ 19.44 MHz	-60	-90	-120	-135	-148	dBc/Hz
@ 155.52 MHz	-60	-90	-110	-120	-120	dBc/Hz
@ 622.08 MHz	-60	-90	-100	-105	-105	dBc/Hz

1. Stability includes initial tolerance, deviation over temperature, supply and load variation, and aging for 20 years @ 25°C.