

$V_{RRM} = 1700 \text{ V}$

$I_F = 200 \text{ A}$

Fast-Diode Die

5SLX 12M1711



Die size: 13.6 x 13.6 mm

Doc. No. 5SYA1663-01 Feb. 05

- Fast and soft reverse-recovery
- Low losses
- High SOA
- Passivation: SIPOS Nitride plus Polyimide

Maximum rated values ¹⁾

Parameter	Symbol	Conditions	min	max	Unit
Repetitive peak reverse voltage	V_{RRM}			1700	V
Continuous forward current	I_F			200	A
Repetitive peak forward current	I_{FRM}	Limited by T_{vjmax}		400	A
Junction temperature	T_{vj}		-40	125	°C

¹⁾ Maximum rated values indicate limits beyond which damage to the device may occur per IEC 60747 - 2

Diode characteristic values ²⁾

Parameter	Symbol	Conditions	min	typ	max	Unit	
Continuous forward voltage	V_F	$I_F = 200 \text{ A}$	$T_{vj} = 25 \text{ °C}$	1.4	1.65	2.0	V
			$T_{vj} = 125 \text{ °C}$		1.7		V
Continuous reverse current	I_R	$V_R = 1700 \text{ V}$	$T_{vj} = 25 \text{ °C}$			100	μA
			$T_{vj} = 125 \text{ °C}$		4		mA
Peak reverse recovery current	I_{rr}	$I_F = 200 \text{ A},$ $V_R = 900 \text{ V},$ $di/dt = 1000 \text{ A}/\mu\text{s},$ $L_\sigma = 800 \text{ nH},$ Inductive load, Switch: 2x 5SMX12M1701	$T_{vj} = 25 \text{ °C}$		150		A
			$T_{vj} = 125 \text{ °C}$		192		A
Recovered charge	Q_{rr}	$I_F = 200 \text{ A},$ $V_R = 900 \text{ V},$ $di/dt = 1000 \text{ A}/\mu\text{s},$ $L_\sigma = 800 \text{ nH},$ Inductive load, Switch: 2x 5SMX12M1701	$T_{vj} = 25 \text{ °C}$		59		μC
			$T_{vj} = 125 \text{ °C}$		98		μC
Reverse recovery time	t_{rr}	$I_F = 200 \text{ A},$ $V_R = 900 \text{ V},$ $di/dt = 1000 \text{ A}/\mu\text{s},$ $L_\sigma = 800 \text{ nH},$ Inductive load, Switch: 2x 5SMX12M1701	$T_{vj} = 25 \text{ °C}$		520		ns
			$T_{vj} = 125 \text{ °C}$		700		ns
Reverse recovery energy	E_{rec}	$I_F = 200 \text{ A},$ $V_R = 900 \text{ V},$ $di/dt = 1000 \text{ A}/\mu\text{s},$ $L_\sigma = 800 \text{ nH},$ Inductive load, Switch: 2x 5SMX12M1701	$T_{vj} = 25 \text{ °C}$		46		mJ
			$T_{vj} = 125 \text{ °C}$		75		mJ

²⁾ Characteristic values according to IEC 60747 - 2

ABB Switzerland Ltd, Semiconductors reserves the right to change specifications without notice.



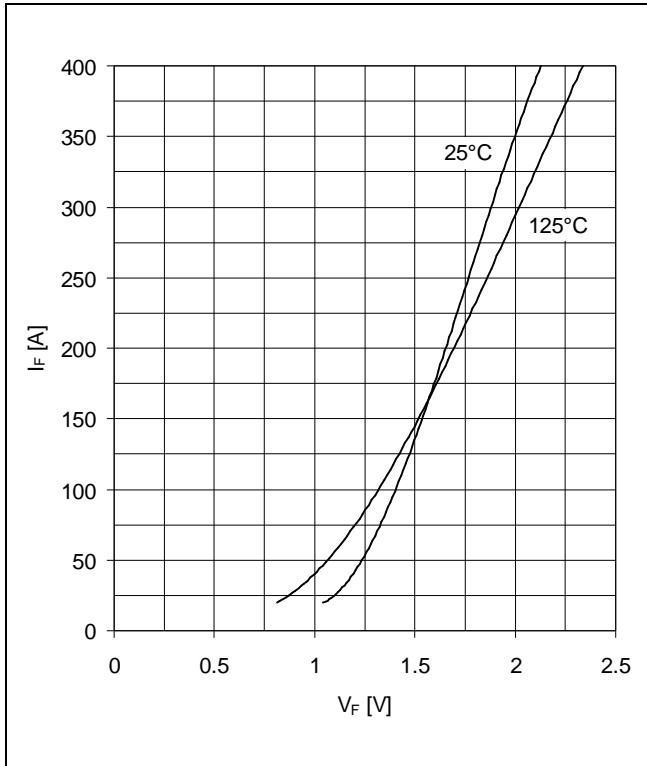


Fig. 1 Typical diode forward characteristics

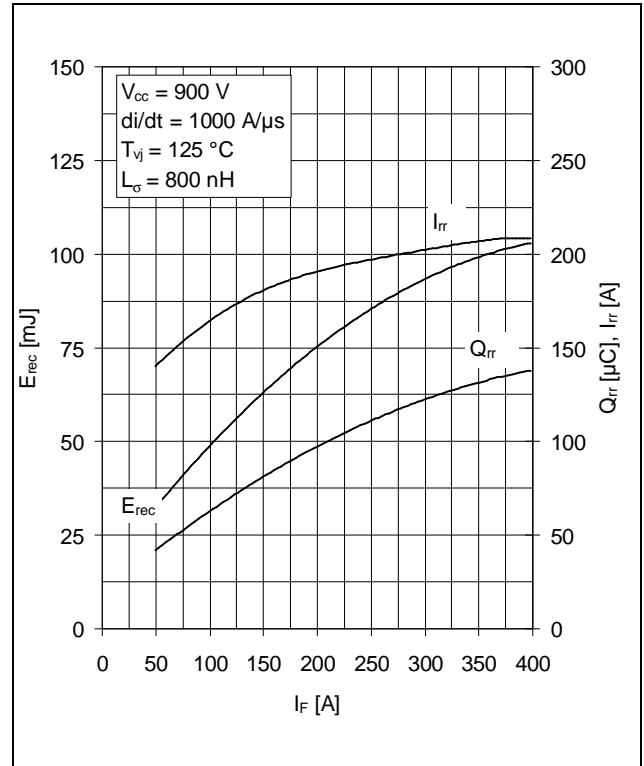


Fig. 2 Typical reverse recovery characteristics vs. forward current

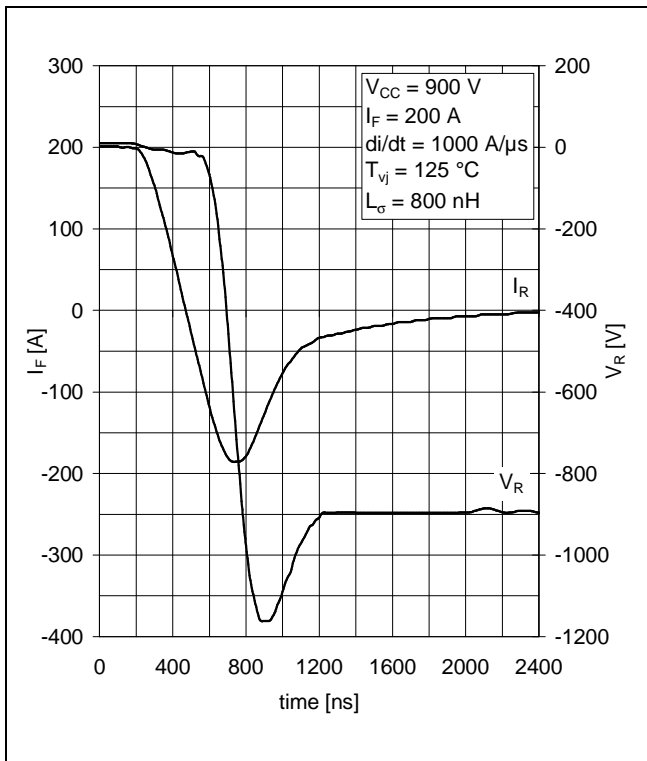


Fig. 3 Typical diode reverse recovery behaviour

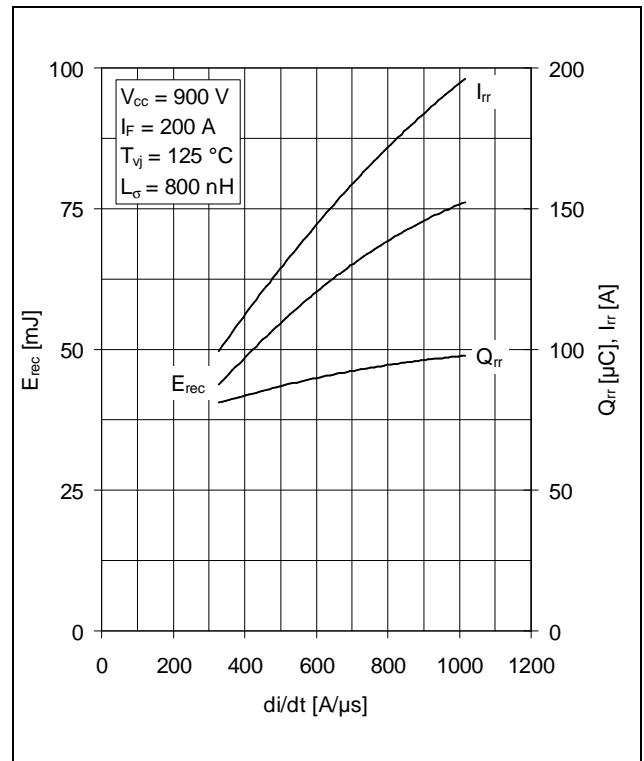


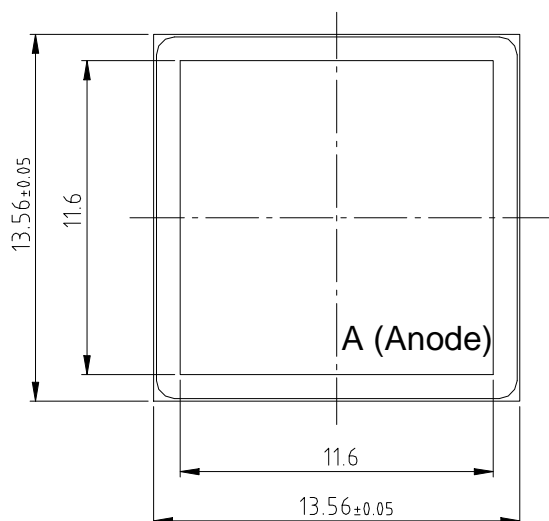
Fig. 4 Typical reverse recovery vs. di/dt

Mechanical properties

Parameter				Unit
Dimensions	Overall die	L x W	13.6 x 13.6	mm
	exposed front metal	L x W	11.6 x 11.6	mm
	thickness		385 ± 15	µm
Metallization ³⁾	front (A)	AlSi1	4	µm
	back (K)	Al / Ti / Ni / Ag	1.2	µm

³⁾ For assembly instructions refer to: IGBT and Diode chips from ABB Switzerland Ltd, Semiconductors, Doc. No. 5SYA 2033.

Outline Drawing



Note : All dimensions are shown in mm

This product has been designed and qualified for Industrial Level.

ABB Switzerland Ltd, Semiconductors reserves the right to change specifications without notice.



ABB Switzerland Ltd
Semiconductors
 Fabrikstrasse 3
 CH-5600 Lenzburg, Switzerland

Doc. No. 5SYA1663-01 Feb. 05

Telephone +41 (0)58 586 1419
 Fax +41 (0)58 586 1306
 Email abbsem@ch.abb.com
 Internet www.abb.com/semiconductors