
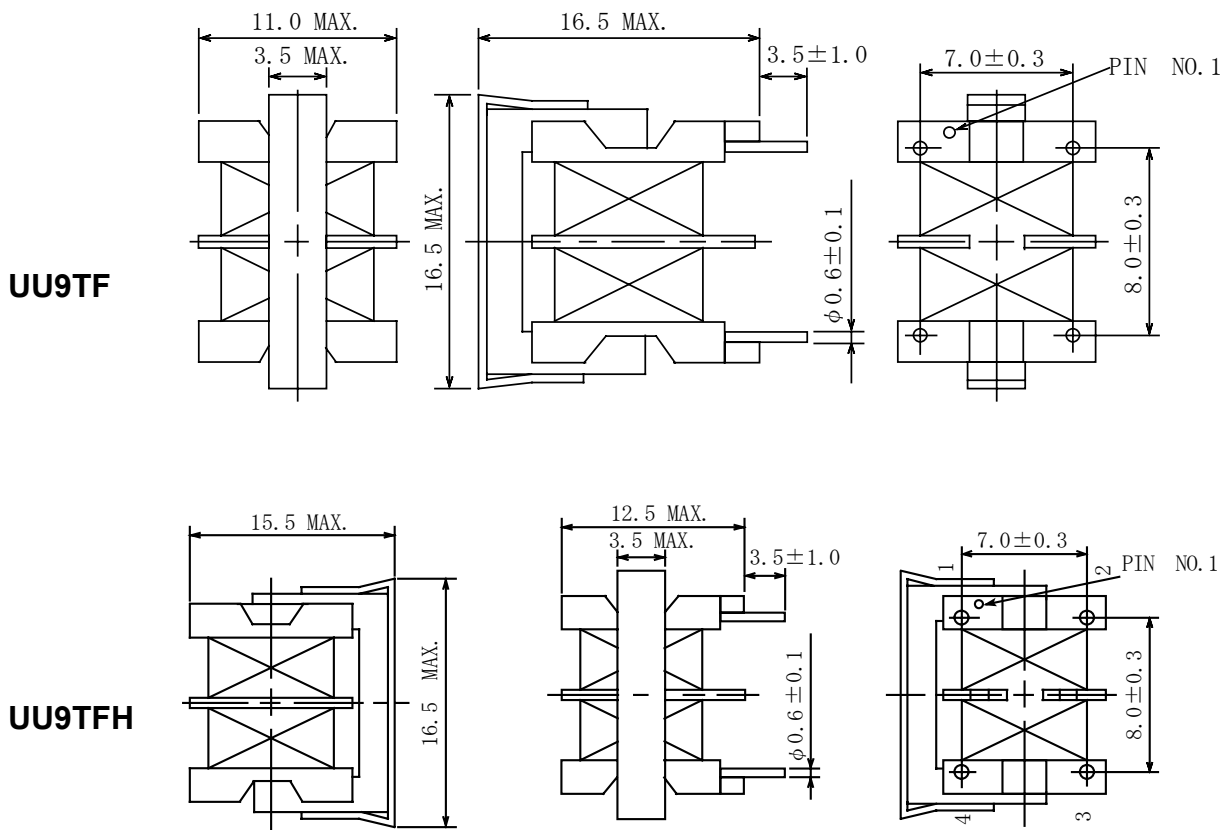


Type: UU9TF, UU9TFH
◆ Product Description

- 16.5 × 11.0mm Max.(L × W), 16.5mm Max. Height. (UU9TF)
- 16.5 × 15.5mm Max.(L × W), 12.5mm Max. Height. (UU9TFH)
- Inductance range: 0.5mH~20mH
- Rated current range: 0.21~1.13A
- In addition to the standard versions of parameters shown here, custom designs are available to meet your exact requirements.

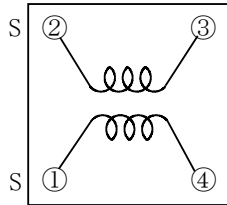

◆ Feature

- Ideally used in Multi-function telephone, PBX, Fax, as DC common mode choke coil.
- RoHS Compliance

◆ Dimensions (mm)


* Dimension does not include solder used on coil.

* Terminal pitch is measured at the base.(not from tip of the pin)

Type: UU9TF, UU9TFH
◆ Schematics (Bottom)


S" is winding start.

◆ Specification(UU9TF)

Part No.	Stamp	Inductance(mH) (1-4) or (2-3) Min.(Typ.) 1kHz	D.C.R. (Ω) [MAX.](Typ.) (1-4)or(2-3) (at 20°C)	Rated current (A)※1 (Pin#3 and Pin#4 shorted)
UU9TFNP-5Ø1	501	0.5(0.76)	0.18(0.13)	1.13
UU9TFNP-1Ø2	102	1.0(1.58)	0.27(0.20)	0.95
UU9TFNP-2Ø2	202	2.0(3.3)	0.53(0.39)	0.69
UU9TFNP-5Ø2	502	5.0(8.0)	1.09(0.81)	0.50
UU9TFNP-8Ø2	802	8.0(12.7)	1.80(1.33)	0.38
UU9TFNP-862	862	8.6(13.5)	1.90(1.41)	0.37
UU9TFNP-1Ø3	103	10.0(15.9)	2.43(1.80)	0.32
UU9TFNP-153	153	15.0(23.6)	3.77(2.79)	0.26
UU9TFNP-2Ø3	203	20.0(31.6)	5.32(3.94)	0.21

◆ Specification(UU9TFH)

Part No.	Stamp	Inductance(mH) (1-4) or (2-3) Min.(Typ.) 1kHz	D.C.R. (Ω) [MAX.](Typ.) (1-4)or(2-3) (at 20°C)	Rated current (A)※1 (Pin#3 and Pin#4 shorted)
UU9TFHNP-5Ø1	501	0.5(0.76)	0.18(0.13)	1.13
UU9TFHNP-1Ø2	102	1.0(1.58)	0.27(0.20)	0.95
UU9TFHNP-2Ø2	202	2.0(3.3)	0.53(0.39)	0.69
UU9TFHNP-5Ø2	502	5.0(8.0)	1.09(0.81)	0.50
UU9TFHNP-8Ø2	802	8.0(12.7)	1.80(1.33)	0.38
UU9TFHNP-862	862	8.6(13.5)	1.90(1.41)	0.37
UU9TFHNP-1Ø3	103	10.0(15.9)	2.43(1.80)	0.32
UU9TFHNP-153	153	15.0(23.6)	3.77(2.79)	0.26
UU9TFHNP-2Ø3	203	20.0(31.6)	5.32(3.94)	0.21

※1. Rated current: The DC current at which the temperature rise is $\Delta t=40^{\circ}\text{C}$. ($T_a=20^{\circ}\text{C}$).